

General Notes

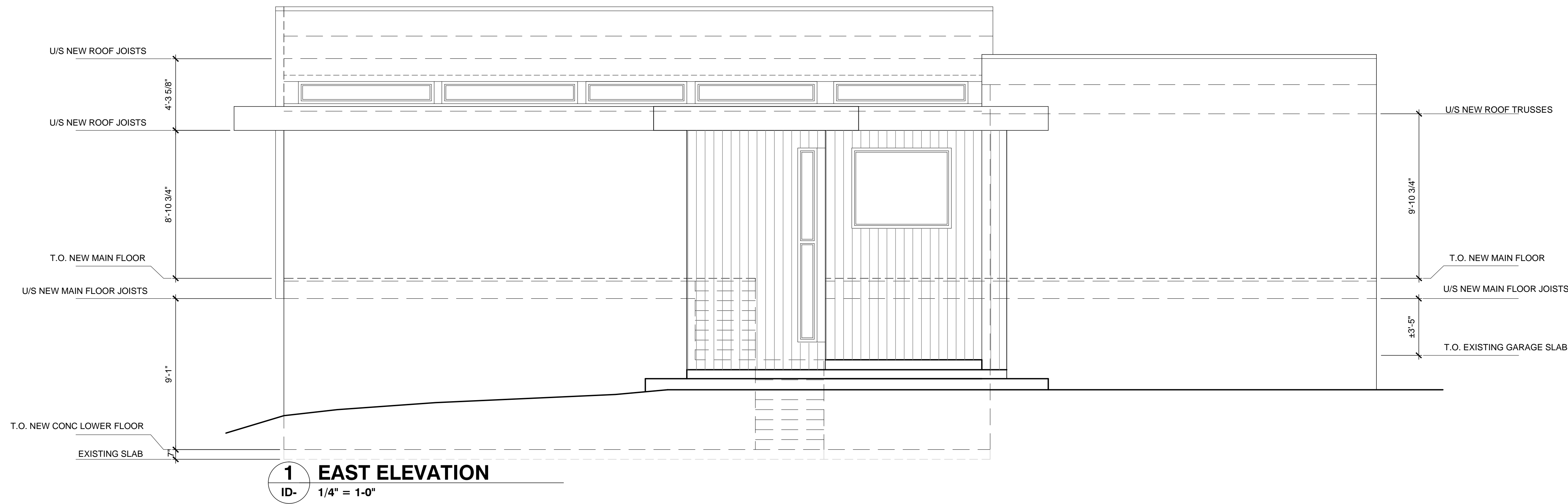
This drawing must not be scaled.
 Contractor shall verify all levels, datums, and dimensions prior to the commencement of work. All discrepancies must be reported to the Consultants immediately.
 This drawing is the exclusive property of the Consultants and must not be reproduced without written consent.
 This drawing must be read in conjunction with all Consultants' drawings, specifications, and schedules.

Issued

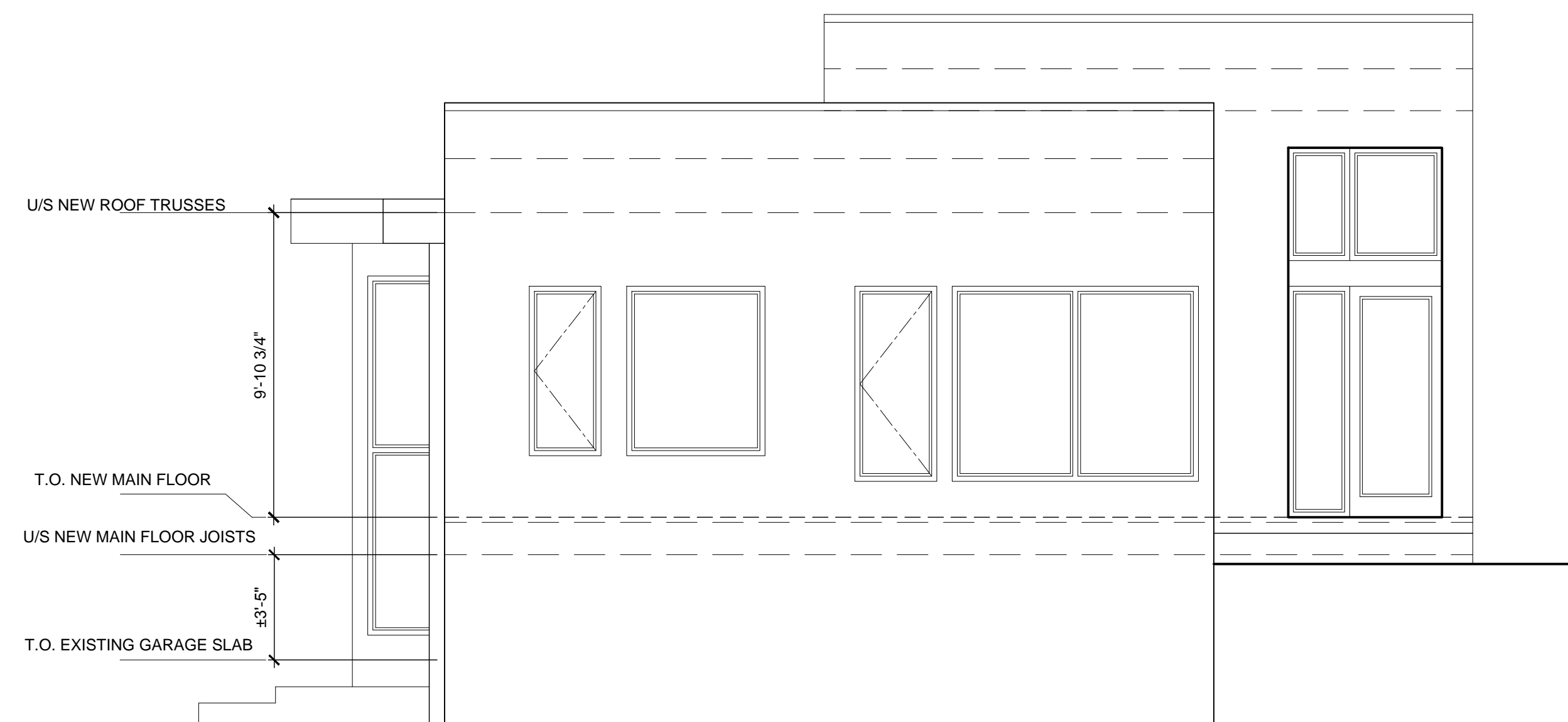
No.	Date	Description

Revisions

No.	Date	Description



1 EAST ELEVATION
 ID- 1/4" = 1'-0"



1 NORTH ELEVATION
 ID- 1/4" = 1'-0"

Project
NARAMATA HOUSE

Project Number
2507

Drawing
EXTERIOR ELEVATIONS

Drawn by
 MS

Checked by
 CY

Scale
 1/4" = 1'-0"

Date
 2013.04.08

ID-

General Notes

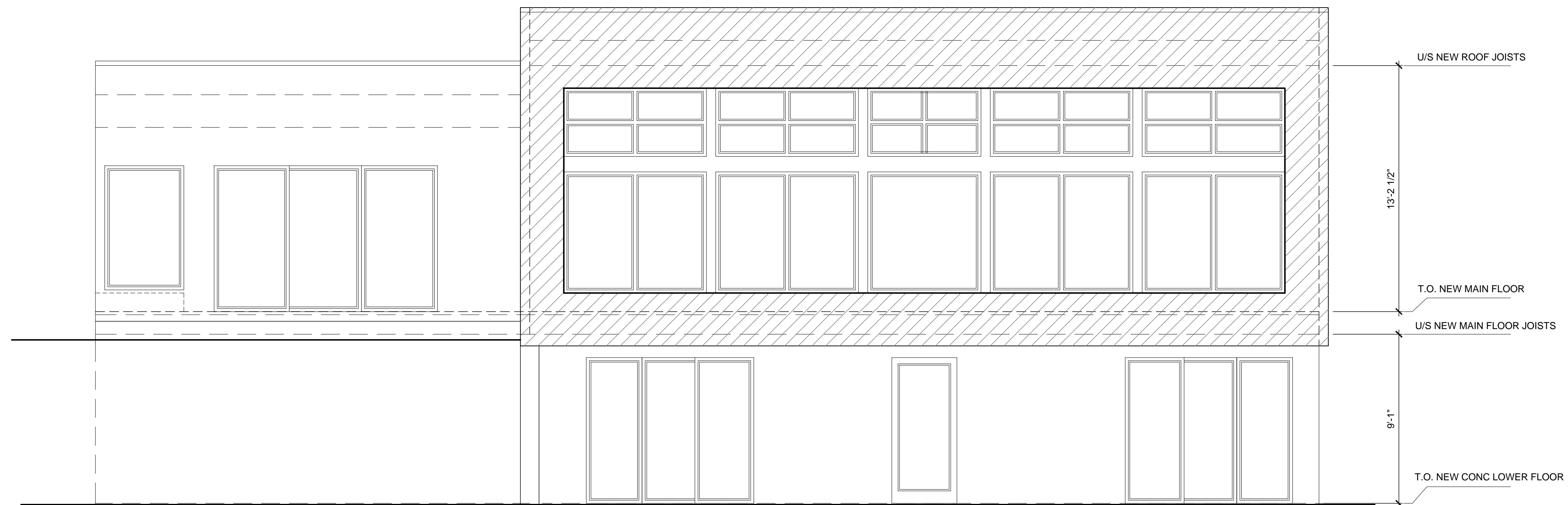
This drawing must not be scaled.
 Contractor shall verify all levels, datums, and dimensions prior to the commencement of work. All discrepancies must be reported to the Consultants immediately.
 This drawing is the exclusive property of the Consultants and must not be reproduced without written consent.
 This drawing must be read in conjunction with all Consultants' drawings, specifications, and schedules.

Issued

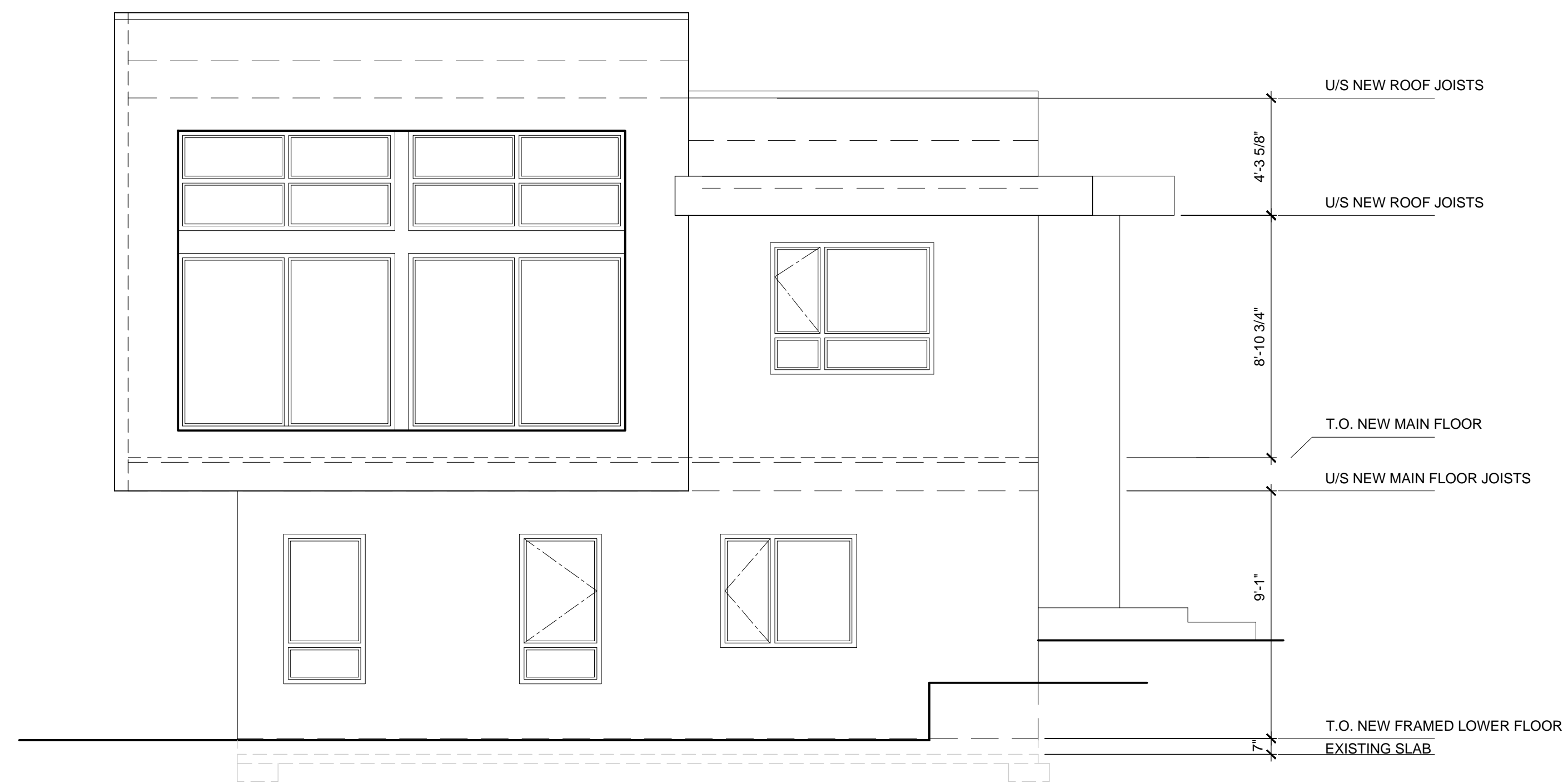
No.	Date	Description

Revisions

No.	Date	Description



1 WEST ELEVATION
 ID- 1/4" = 1'-0"



1 SOUTH ELEVATION
 ID- 1/4" = 1'-0"

Project
 NARAMATA
 HOUSE

Project Number
 2507

Drawing
 EXTERIOR
 ELEVATIONS

Drawn by
 MS

Checked by
 CY

Scale
 1/4" = 1'-0"

Date
 2013.04.08

ID-

General Notes

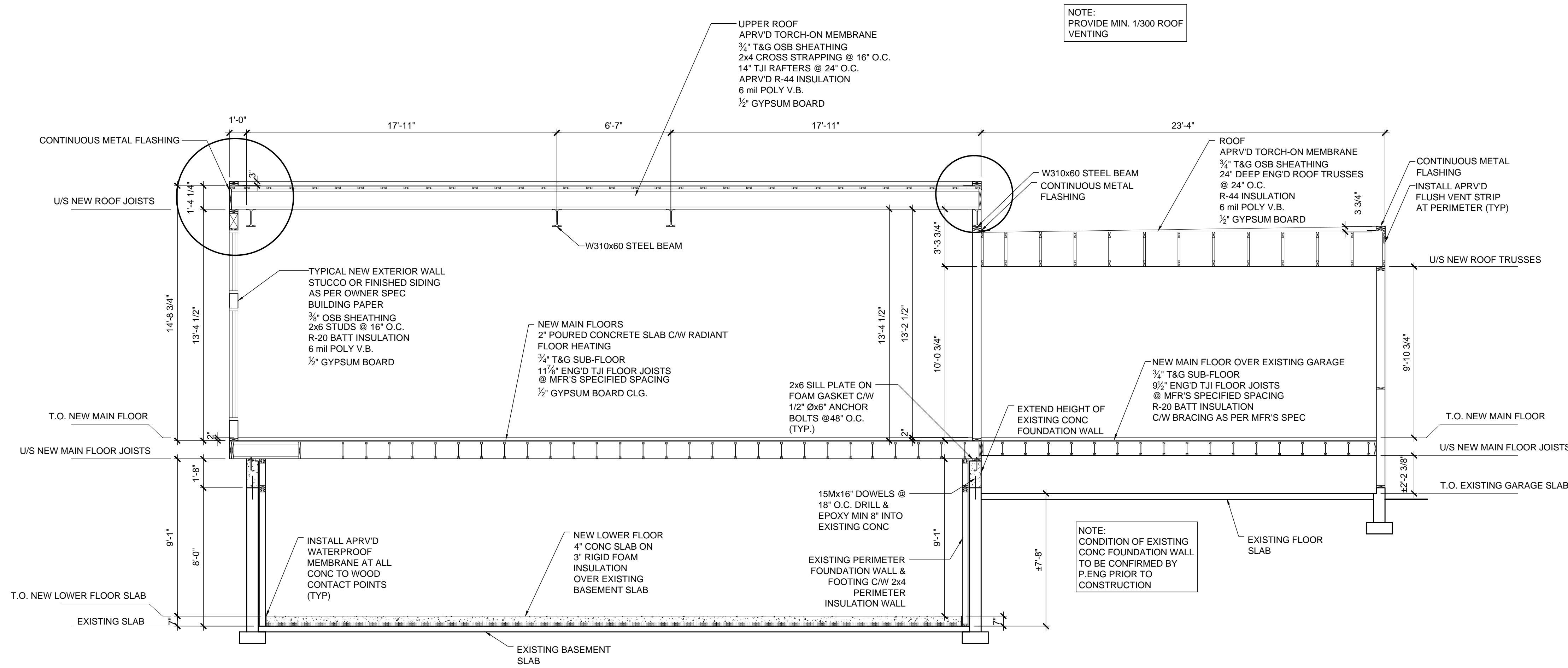
This drawing must not be scaled.
 Contractor shall verify all levels, datums, and dimensions prior to the commencement of work. All discrepancies must be reported to the Consultants immediately.
 This drawing is the exclusive property of the Consultants and must not be reproduced without written consent.
 This drawing must be read in conjunction with all Consultants' drawings, specifications, and schedules.

Issued

No.	Date	Description

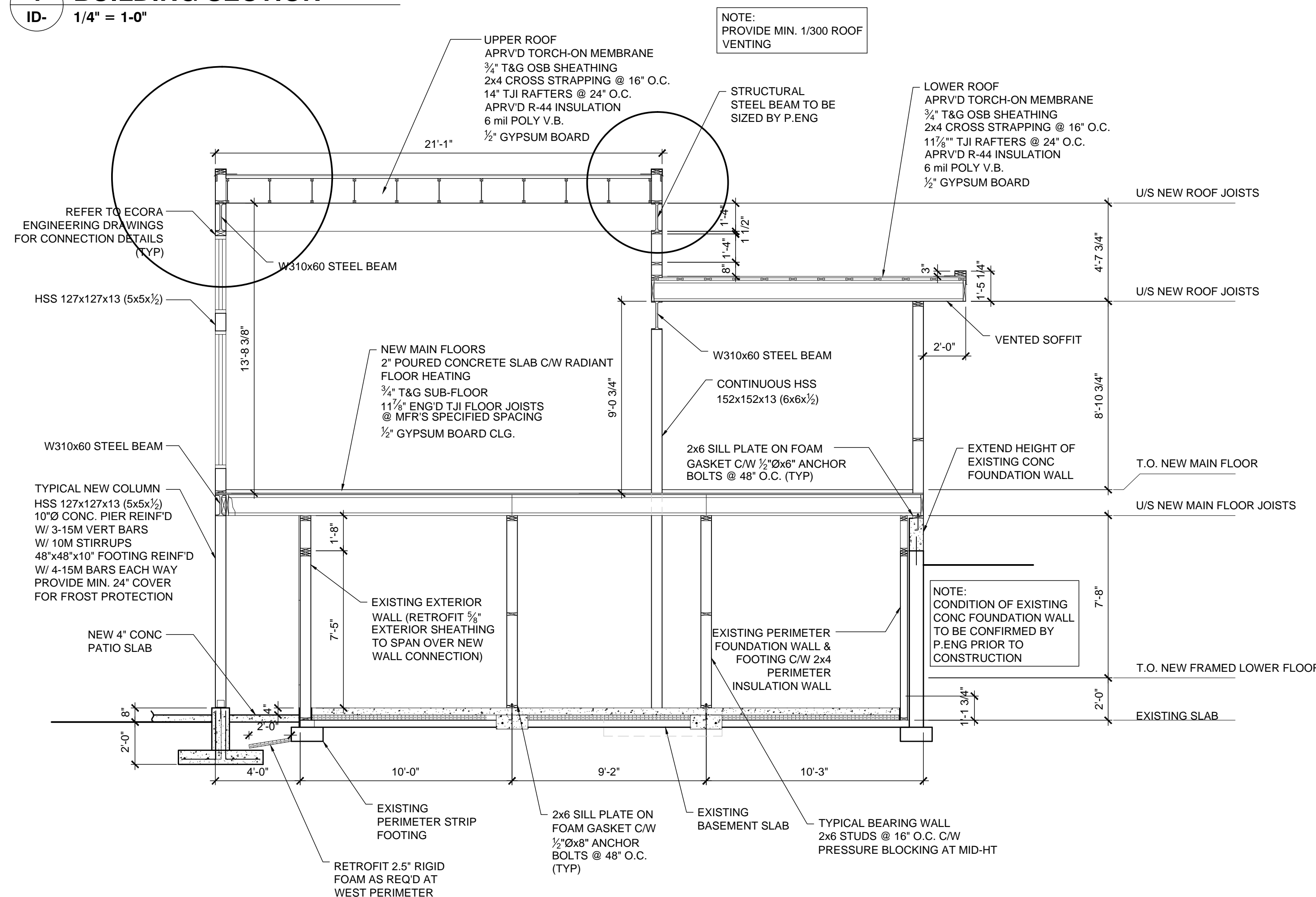
Revisions

No.	Date	Description



1 BUILDING SECTION
 ID- 1/4" = 1'-0"

THESE SECTIONS ARE ADAPTED FROM THE ARCHITECT. MOST OF THE NOTES ARE HIS. I STILL NEED CONFIRMATION FROM THE SIPS GUYS AS TO WHAT EXACTLY WE WILL USE. HE SAID THE PANEL IS 10 1/4" THICK PLUS DRYWALL. WE ALSO NEED TO FIGURE OUT WHERE WE WANT THINGS TO DRAIN TO AND WHETHER THAT WILL BE INTEGRAL OR EXPOSE. ONCE THOSE LOCATIONS ARE CONFIRMED I CAN FIGURE OUT HOW HIGH THE PARAPET NEEDS TO BE.



2 BUILDING SECTION
 ID- 1/4" = 1'-0"

Project
NARAMATA HOUSE

Project Number
2507

Drawing
BUILDING SECTIONS

Drawn by MS	Checked by CY
Scale 1/4" = 1'-0"	ID-
Date 2013.04.08	

General Notes

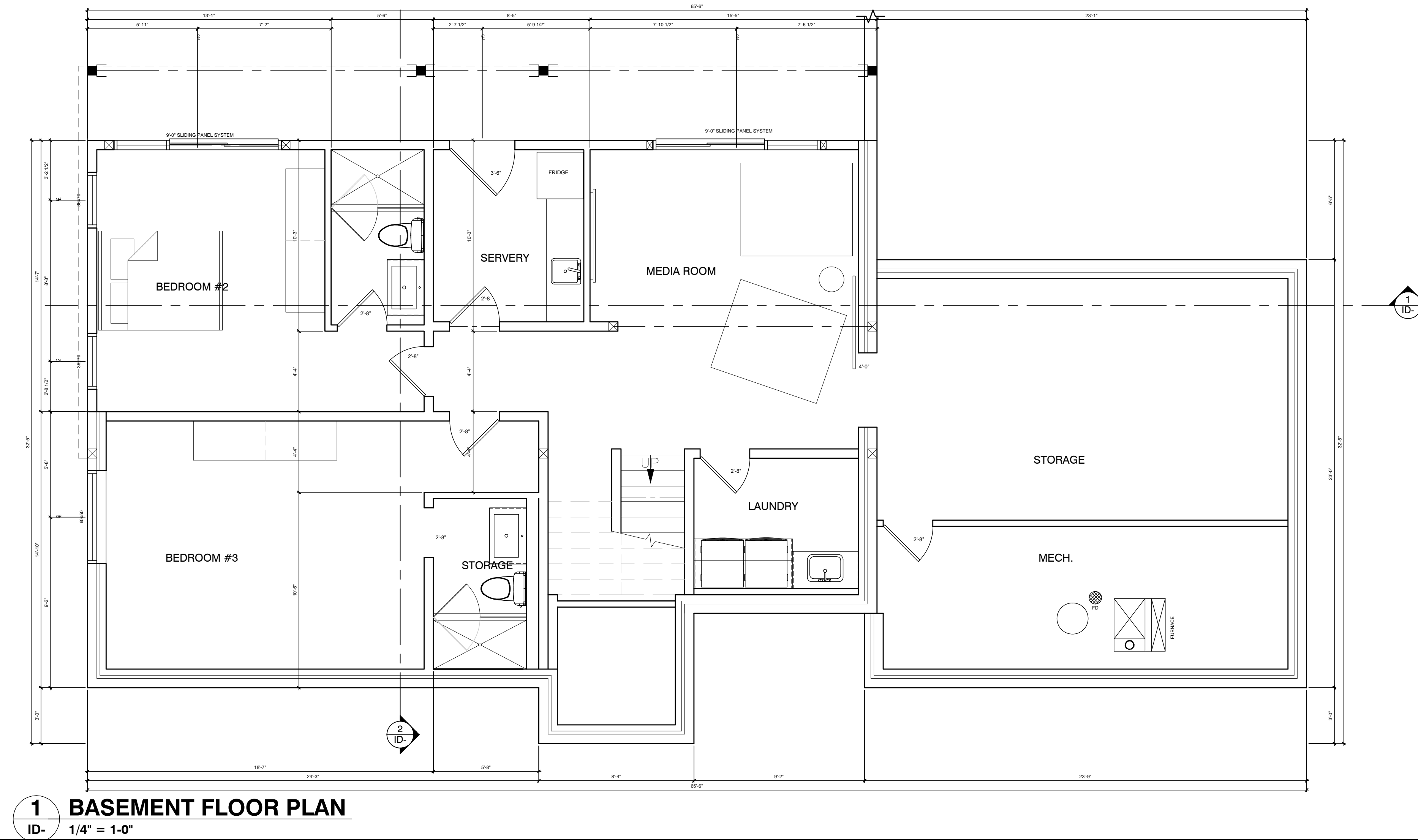
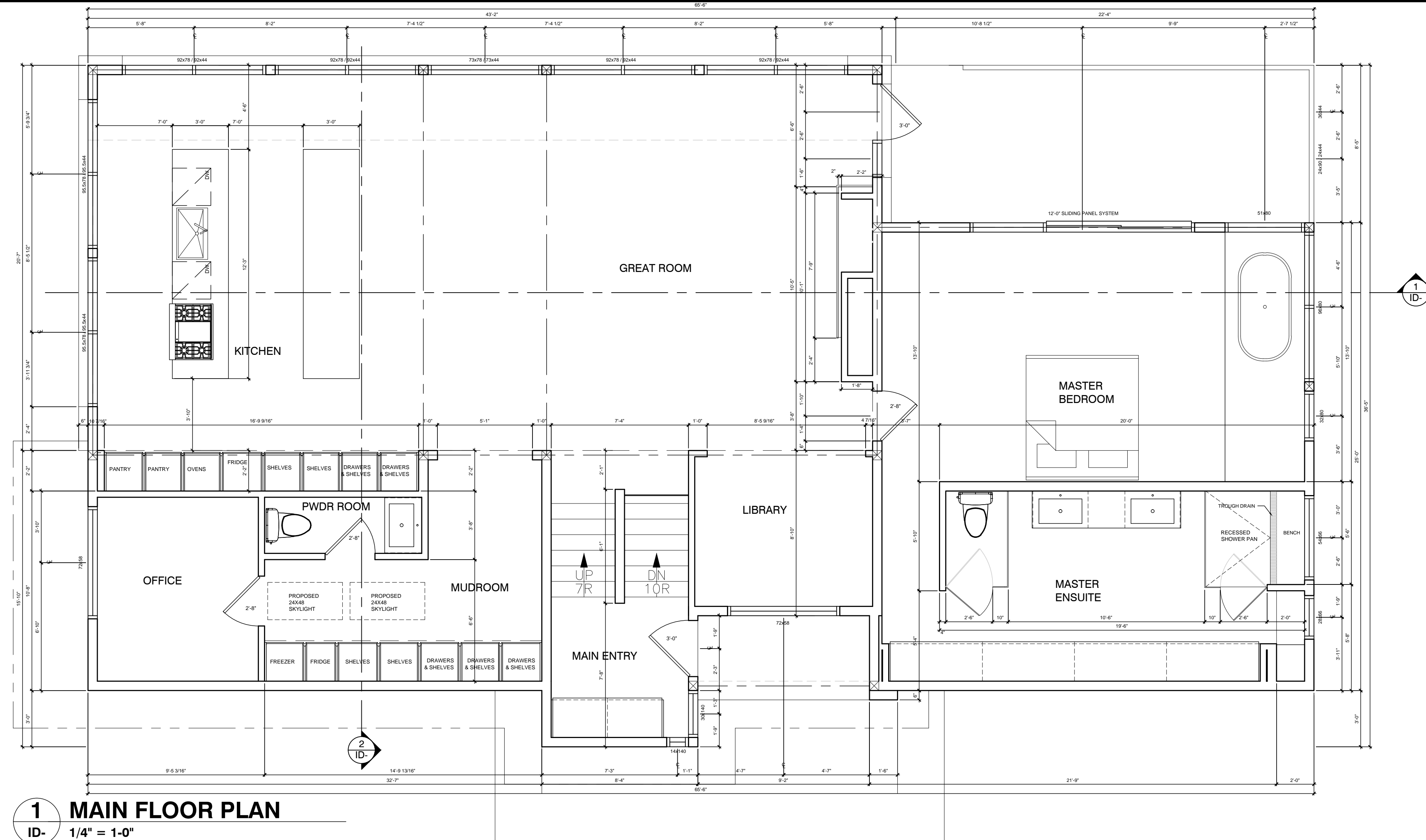
This drawing must not be scaled.
 Contractor shall verify all levels, datums, and dimensions prior to the commencement of work. All discrepancies must be reported to the Consultants immediately.
 This drawing is the exclusive property of the Consultants and must not be reproduced without written consent.
 This drawing must be read in conjunction with all Consultants' drawings, specifications, and schedules.

Issued

No.	Date	Description

Revisions

No.	Date	Description



Project
 NARAMATA HOUSE

Project Number
 2507

Drawing
 FLOOR PLANS

Drawn by
 MS

Checked by
 CY

Scale
 1/4" = 1'-0"

Date
 2013.04.08

ID-

General Notes

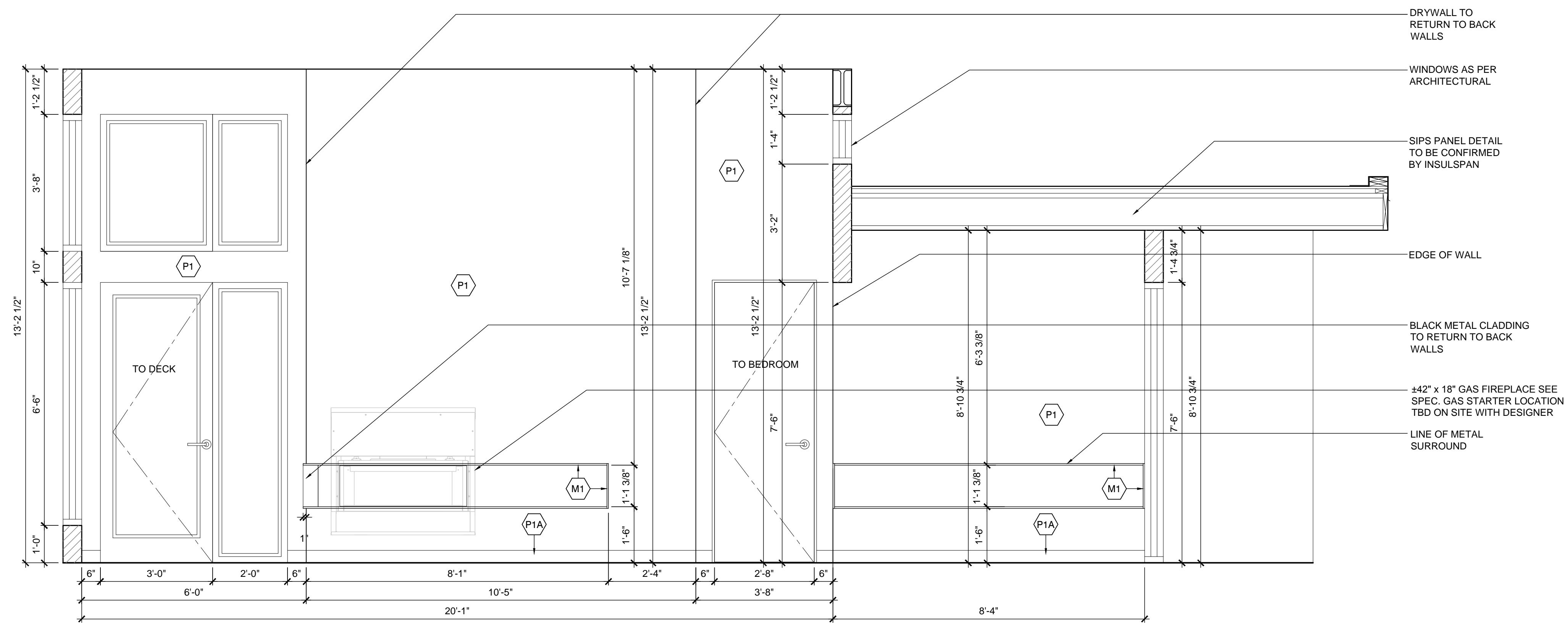
This drawing must not be scaled.
 Contractor shall verify all levels, datums, and dimensions prior to the commencement of work. All discrepancies must be reported to the Consultants immediately.
 This drawing is the exclusive property of the Consultants and must not be reproduced without written consent.
 This drawing must be read in conjunction with all Consultants' drawings, specifications, and schedules.

Issued

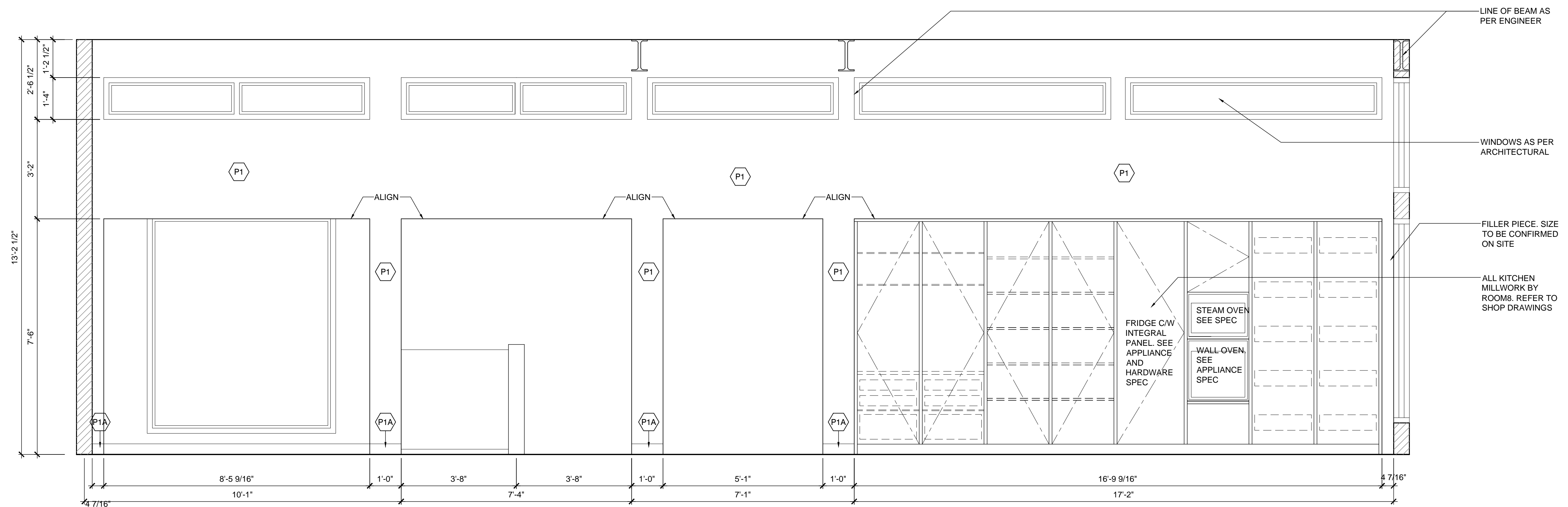
No.	Date	Description

Revisions

No.	Date	Description



1 GREAT ROOM
 ID- 1/2" = 1'-0"



1 GREAT ROOM
 ID- 1/2" = 1'-0"

Project
NARAMATA HOUSE

Project Number
2507

Drawing
INTERIOR ELEVATIONS

Drawn by
 MS

Checked by
 CY

Scale
 1/2" = 1'-0"

Date
 2013.04.08

ID-

General Notes

This drawing must not be scaled.
 Contractor shall verify all levels, datums, and dimensions prior to the commencement of work. All discrepancies must be reported to the Consultants immediately.
 This drawing is the exclusive property of the Consultants and must not be reproduced without written consent.
 This drawing must be read in conjunction with all Consultants' drawings, specifications, and schedules.

Issued

No.	Date	Description

Revisions

No.	Date	Description

Project
NARAMATA HOUSE

Project Number
2507

Drawing
INTERIOR ELEVATIONS

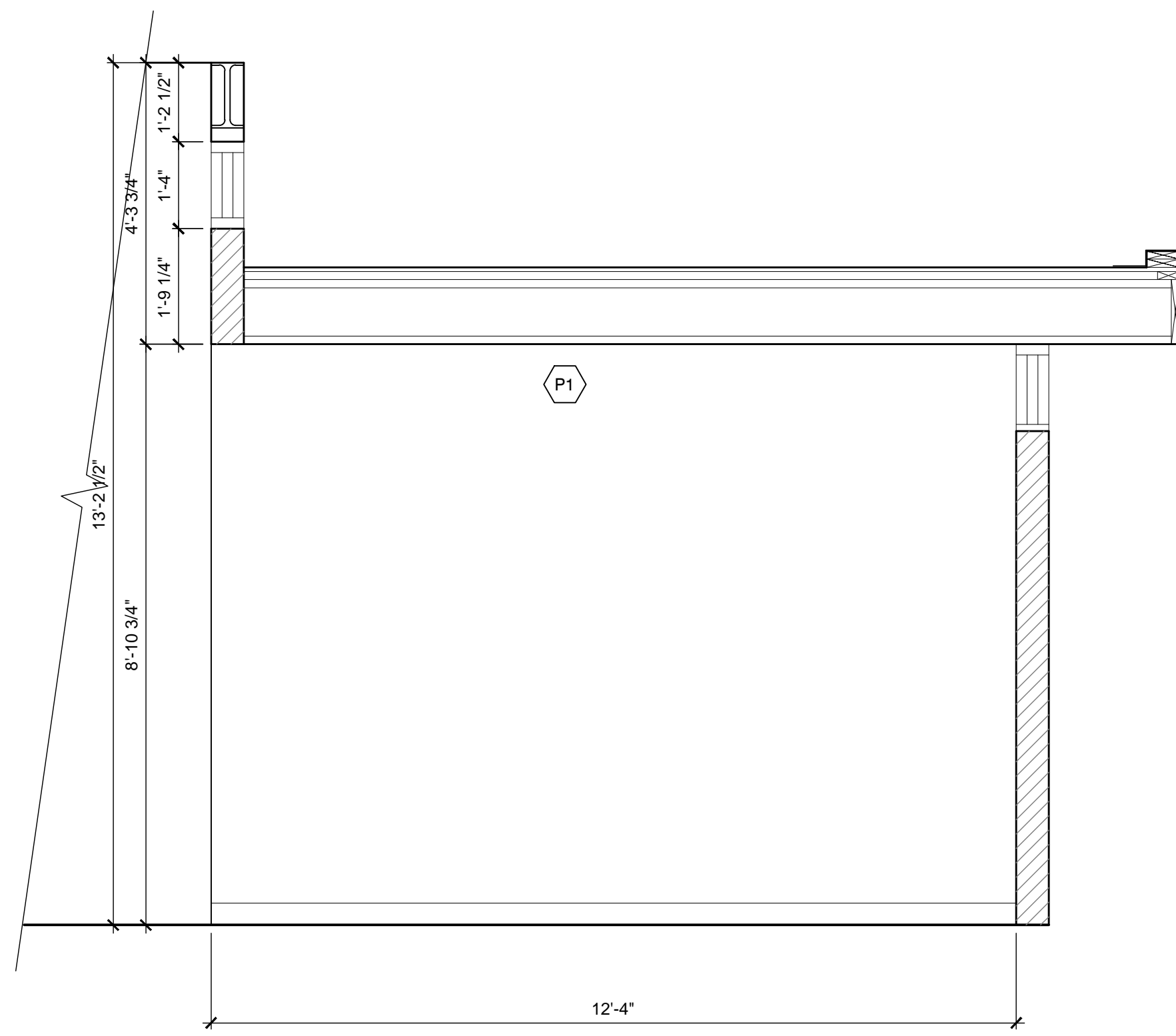
Drawn by
 MS

Checked by
 CY

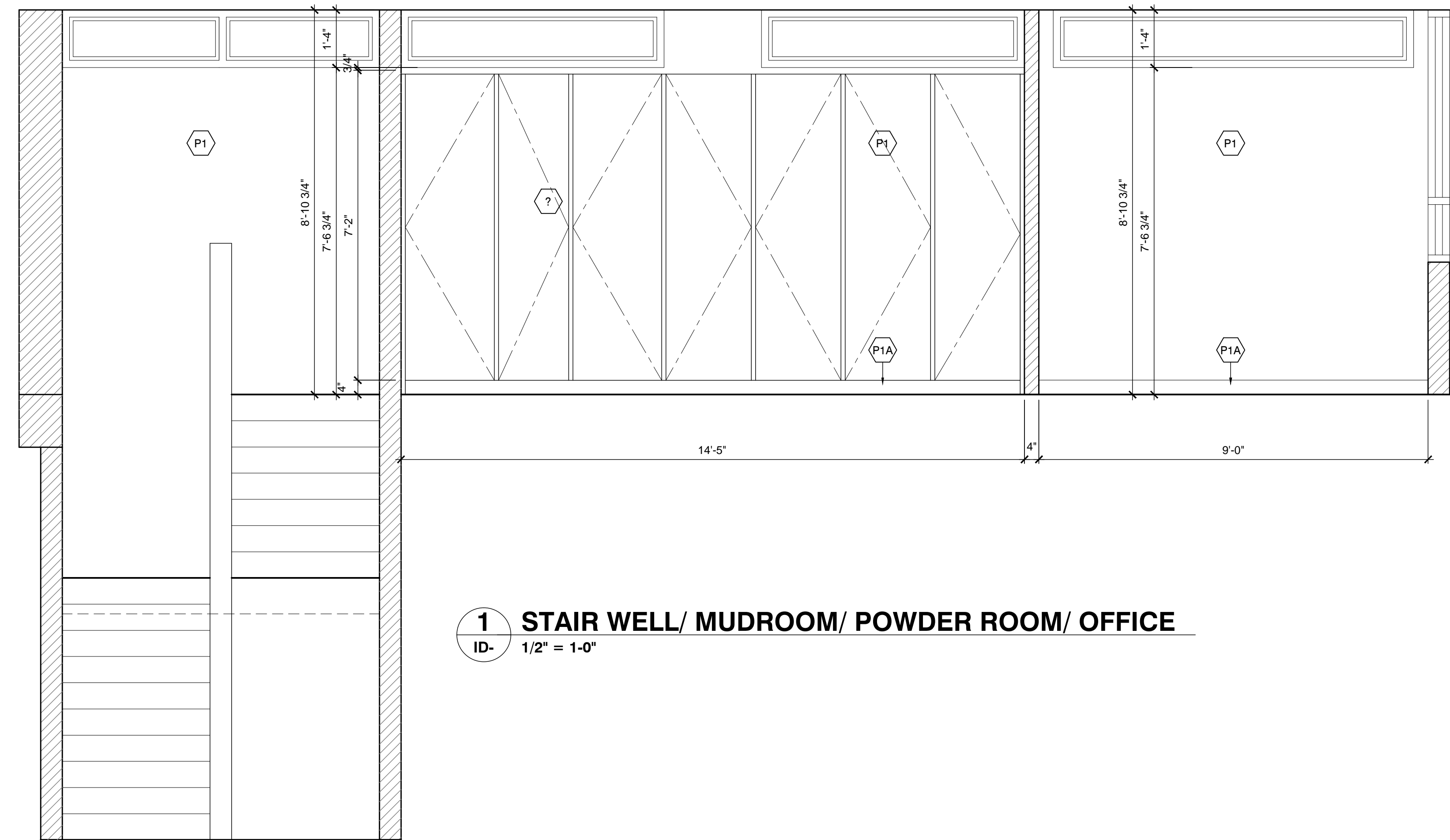
Scale
 1/2" = 1'-0"

Date
 2013.04.08

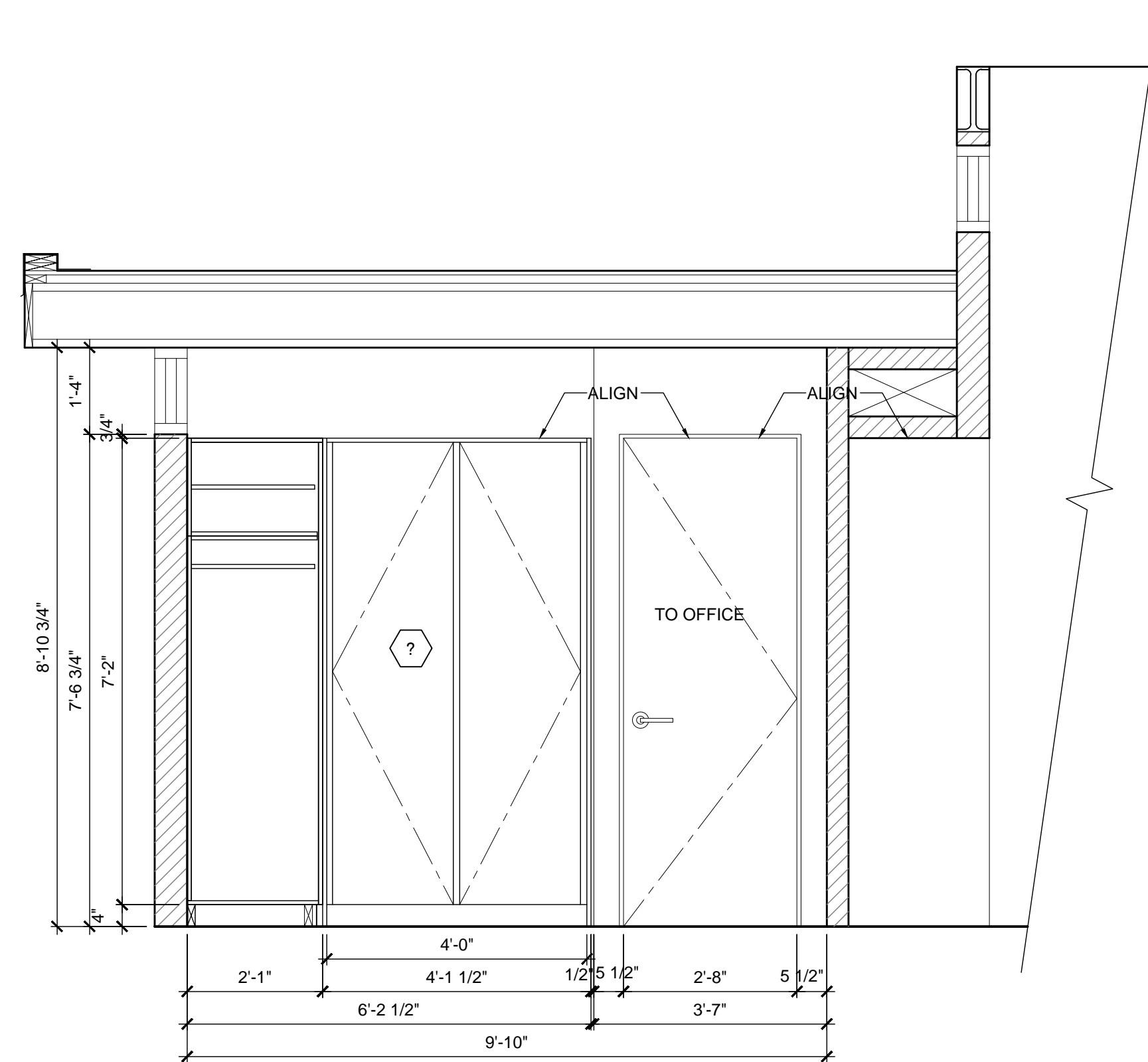
ID-



1 MUDROOM
 ID- 1/2" = 1'-0"



1 STAIR WELL/ MUDROOM/ POWDER ROOM/ OFFICE
 ID- 1/2" = 1'-0"



1 MUDROOM
 ID- 1/2" = 1'-0"

General Notes

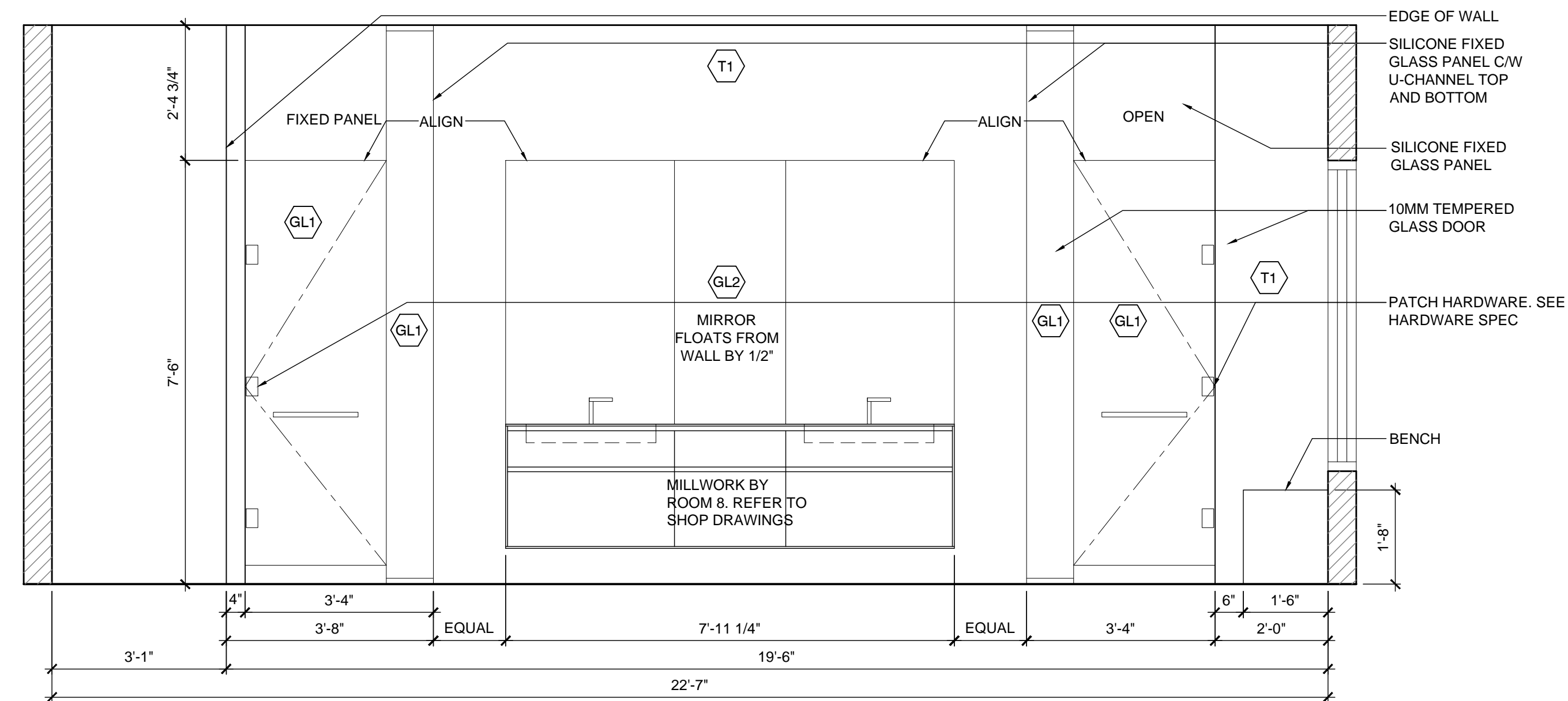
This drawing must not be scaled.
 Contractor shall verify all levels, datums, and dimensions prior to the commencement of work. All discrepancies must be reported to the Consultants immediately.
 This drawing is the exclusive property of the Consultants and must not be reproduced without written consent.
 This drawing must be read in conjunction with all Consultants' drawings, specifications, and schedules.

Issued

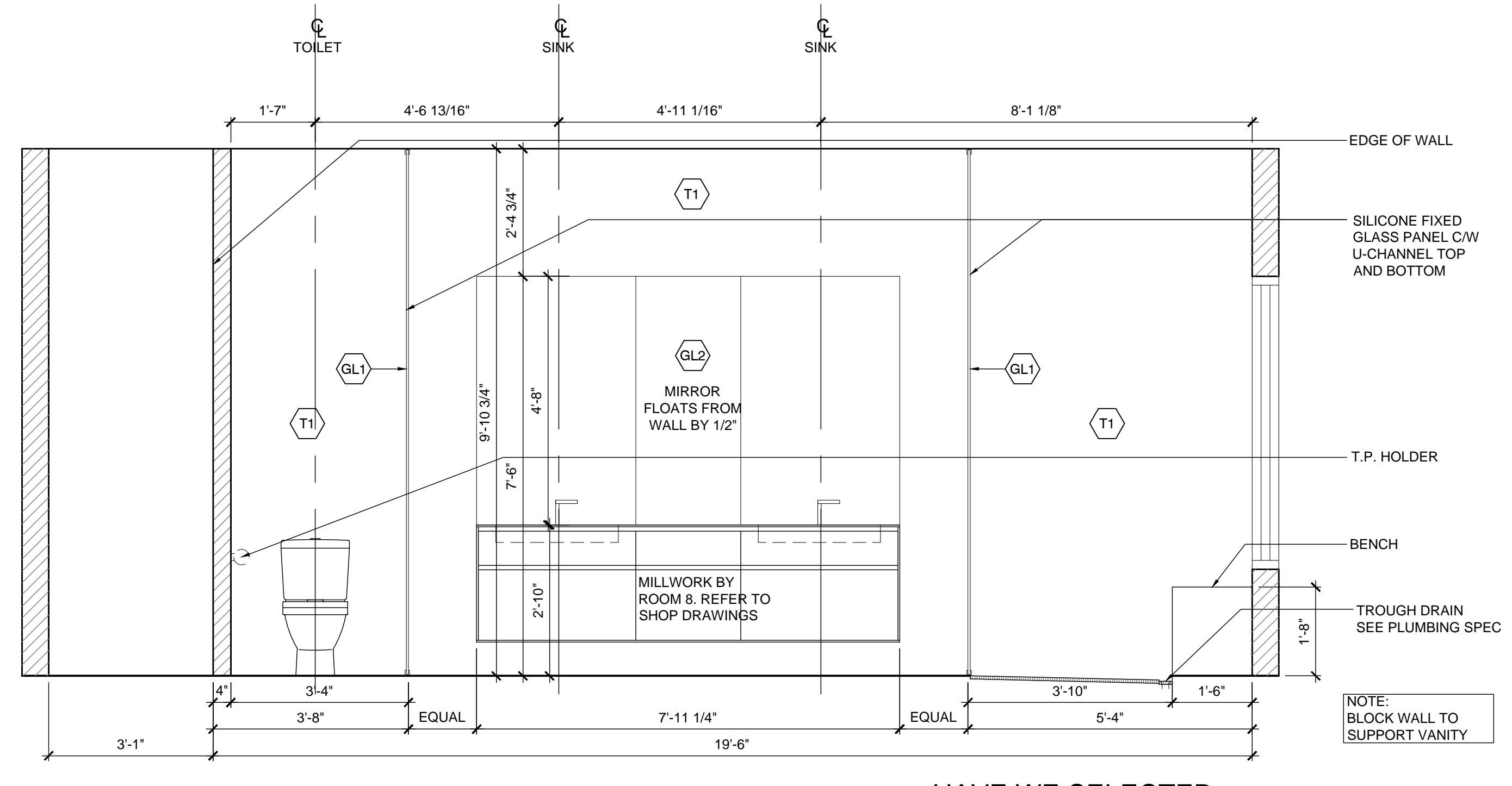
No.	Date	Description

Revisions

No.	Date	Description




1 ENSUITE- VANITY
 ID- 1/2" = 1'-0"

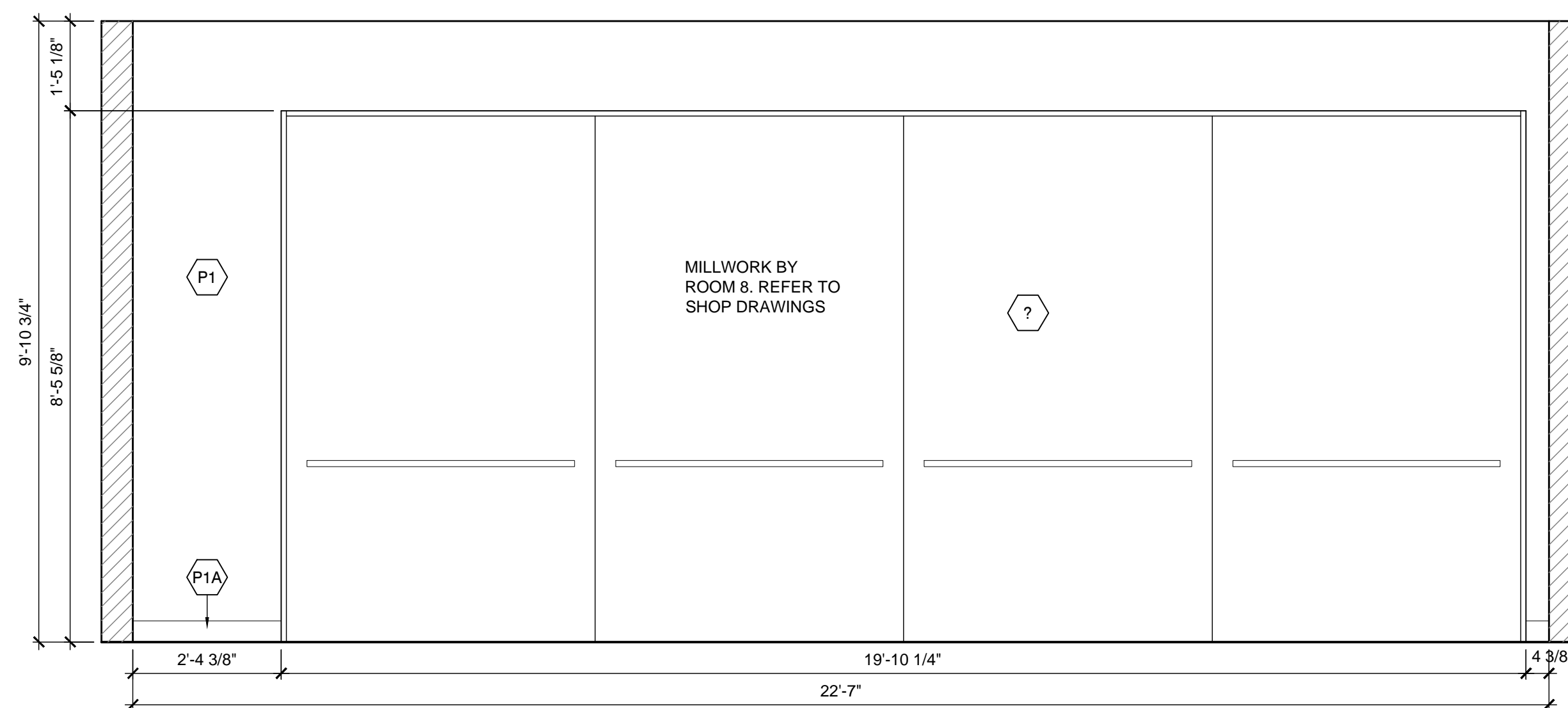


1 ENSUITE- WC/SHOWER
 ID- 1/2" = 1'-0"

HAVE WE SELECTED THE SHOWER FIXTURES?



1 MASTER BEDROOM- BACK WALL
 ID- 1/2" = 1'-0"



1 MASTER BEDROOM- CLOSET
 ID- 1/2" = 1'-0"

Project
NARAMATA HOUSE

Project Number
2507

Drawing
INTERIOR ELEVATIONS

Drawn by
 MS

Checked by
 CY

Scale
 1/2" = 1'-0"

Date
 2013.04.08

ID-

General Notes

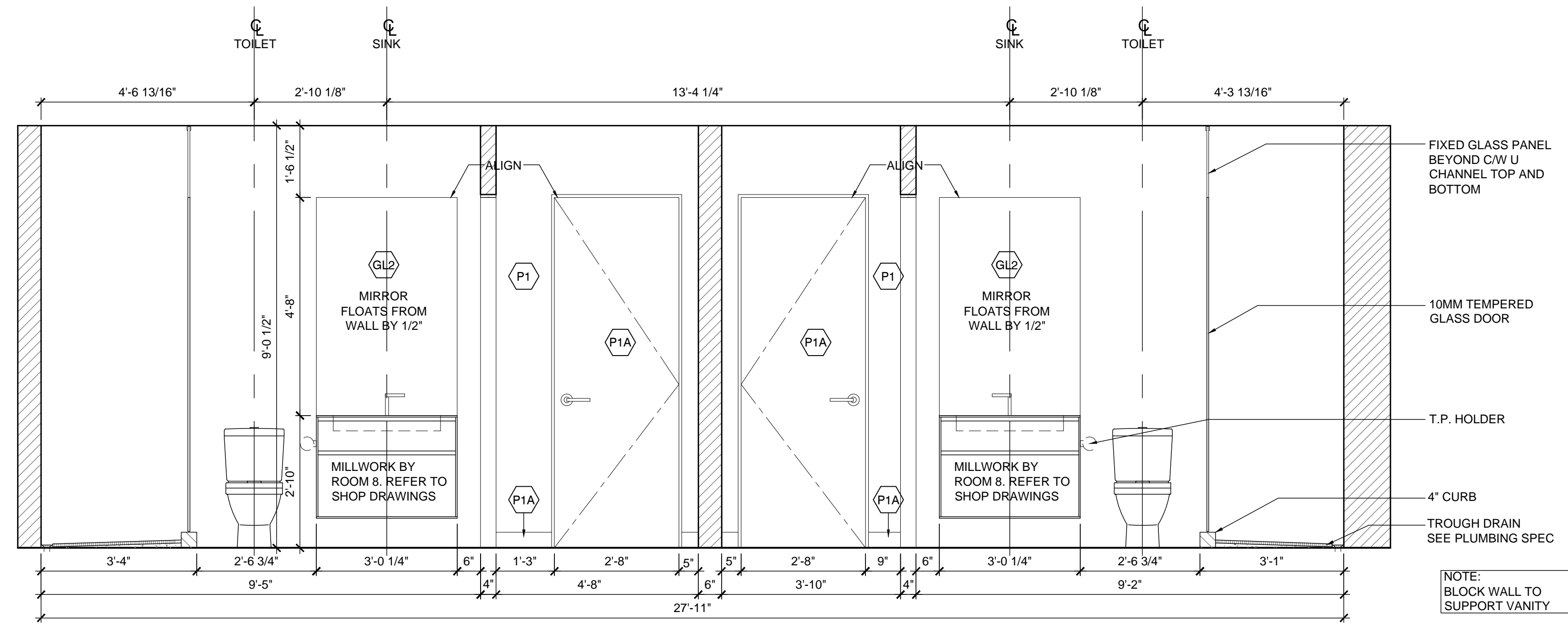
This drawing must not be scaled.
 Contractor shall verify all levels, datums, and dimensions prior to the commencement of work. All discrepancies must be reported to the Consultants immediately.
 This drawing is the exclusive property of the Consultants and must not be reproduced without written consent.
 This drawing must be read in conjunction with all Consultants' drawings, specifications, and schedules.

Issued

No.	Date	Description

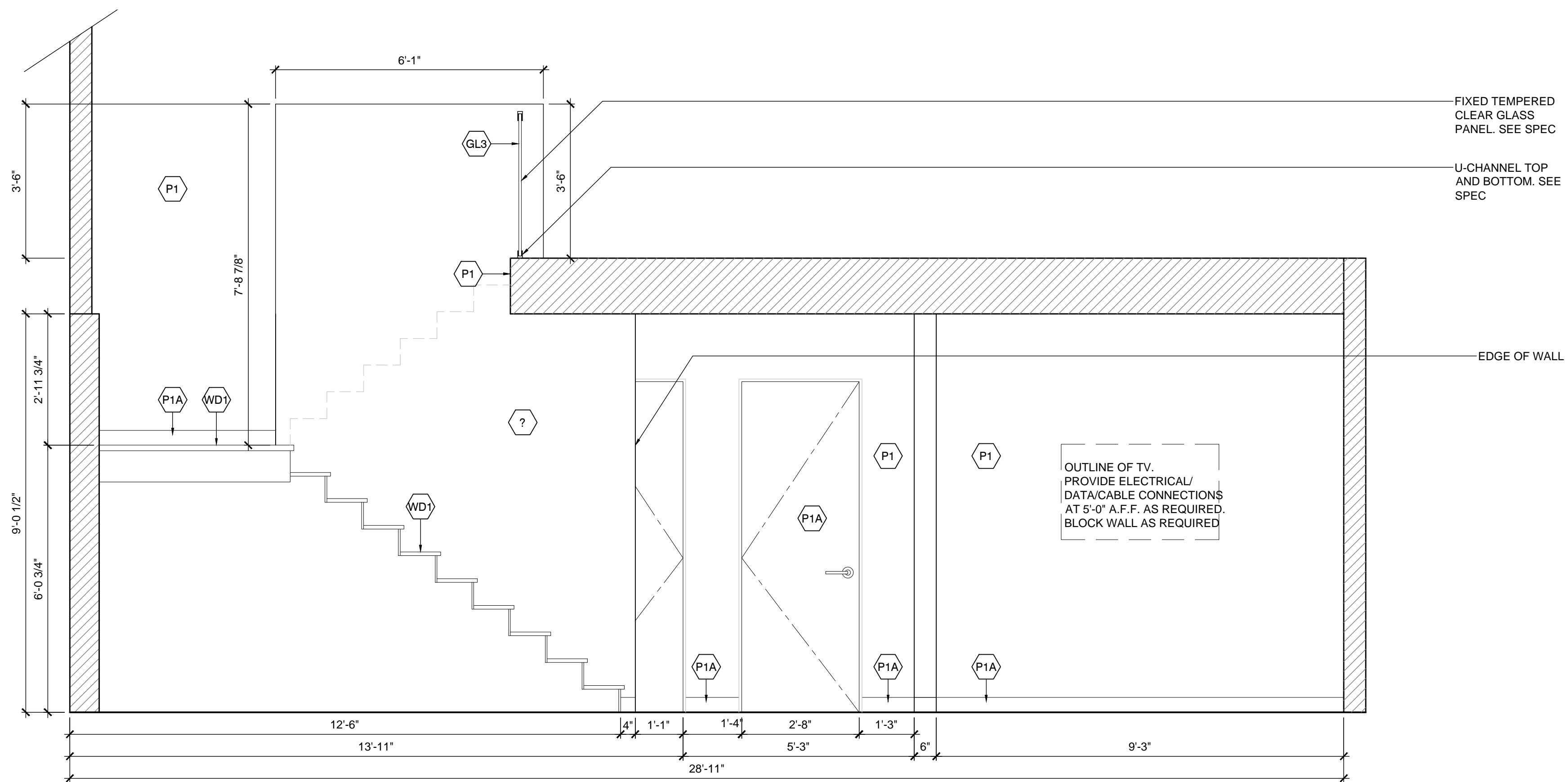
Revisions

No.	Date	Description



1 BASEMENT BATHROOMS

ID- 1/2" = 1'-0"



1 BASEMENT MEDIA ROOM

ID- 1/2" = 1'-0"

Project
NARAMATA HOUSE

Project Number
2507

Drawing
INTERIOR ELEVATIONS

Drawn by
 MS

Checked by
 CY

Scale
 1/2" = 1'-0"

Date
 2013.04.08

ID-

General Notes

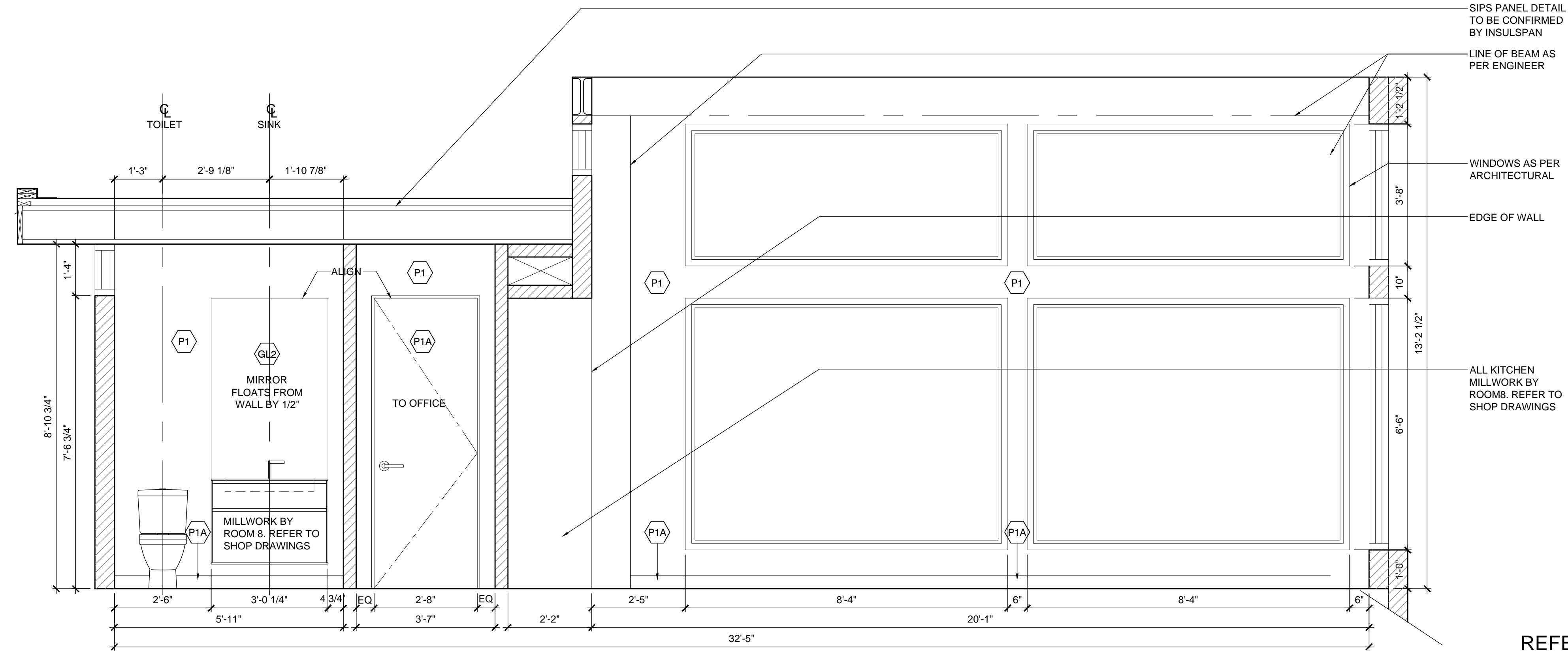
This drawing must not be scaled.
 Contractor shall verify all levels, datums, and dimensions prior to the commencement of work. All discrepancies must be reported to the Consultants immediately.
 This drawing is the exclusive property of the Consultants and must not be reproduced without written consent.
 This drawing must be read in conjunction with all Consultants' drawings, specifications, and schedules.

Issued

No.	Date	Description

Revisions

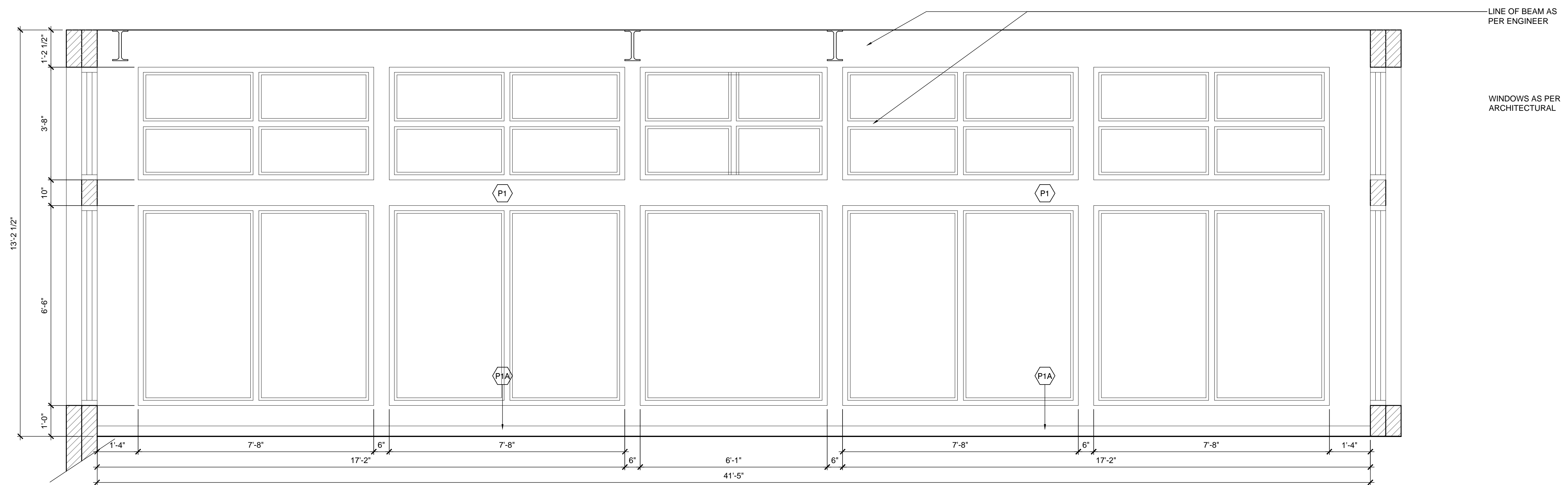
No.	Date	Description



1 POWDER ROOM/ KITCHEN
 ID- 1/2" = 1'-0"

NOTE:
 BLOCK WALL TO
 SUPPORT VANITY

REFER TO ROOM 8
 SHOP DRAWINGS FOR
 KITCHEN ISLAND
 ELEVATIONS



1 GREAT ROOM
 ID- 1/2" = 1'-0"

Project
**NARAMATA
 HOUSE**

Project Number
2507

Drawing
**INTERIOR
 ELEVATIONS**

Drawn by
 MS

Checked by
 CY

Scale
 1/2" = 1'-0"

Date
 2013.04.08


ID-

FLYING LEAP - STUDIO AND GARAGE NEW CONSTRUCTION

NARAMATA, BRITISH COLUMBIA

DRAWING LEGEND

SD0.1	COVER SHEET
SD 1.1.1	STUDIO FLOOR PLAN
SD 1.2.1	GARAGE FLOOR PLAN
SD 2.1.1	STUDIO - WEST ELEVATION
SD 2.1.2	STUDIO - EAST ELEVATION
SD 2.1.3	STUDIO - NORTH ELEVATION
SD 2.1.4	STUDIO - SOUTH ELEVATION
SD 2.2.1	GARAGE - WEST ELEVATION
SD 2.2.2	GARAGE - EAST ELEVATION
SD 2.2.3	GARAGE - NORTH ELEVATION
SD 2.2.4	GARAGE - SOUTH ELEVATION
SD 3.1.1	STUDIO - INTERIOR ELEVATION
SD 3.1.2	STUDIO - BASIN/SHOWER ELEVATIONS



Ply Studios Architecture Inc.
3104 - 1077 W Cordova Street
Vancouver, BC V6C 2C6
T: 604 428 3111
F: 604 428 3110
E: info@plyarchitecture.com

General Notes

This drawing must not be scaled.
Contractor shall verify all levels, datums, and dimensions prior to the commencement of work. All discrepancies must be reported to the Consultants immediately.
This drawing is the exclusive property of Ply Studios Architecture Inc and shall not be used or reproduced without written consent.
This drawing must be read in conjunction with all Consultants' drawings, specifications, and schedules.

Issued

No.	Date	Description
1	2014.09.15	ISSUED FOR TENDER

Project

0118FLYL

Date

2014 SEPTEMBER 15

Project

2295 NARAMATA ROAD
NARAMATA, BRITISH COLUMBIA

Drawn

CB

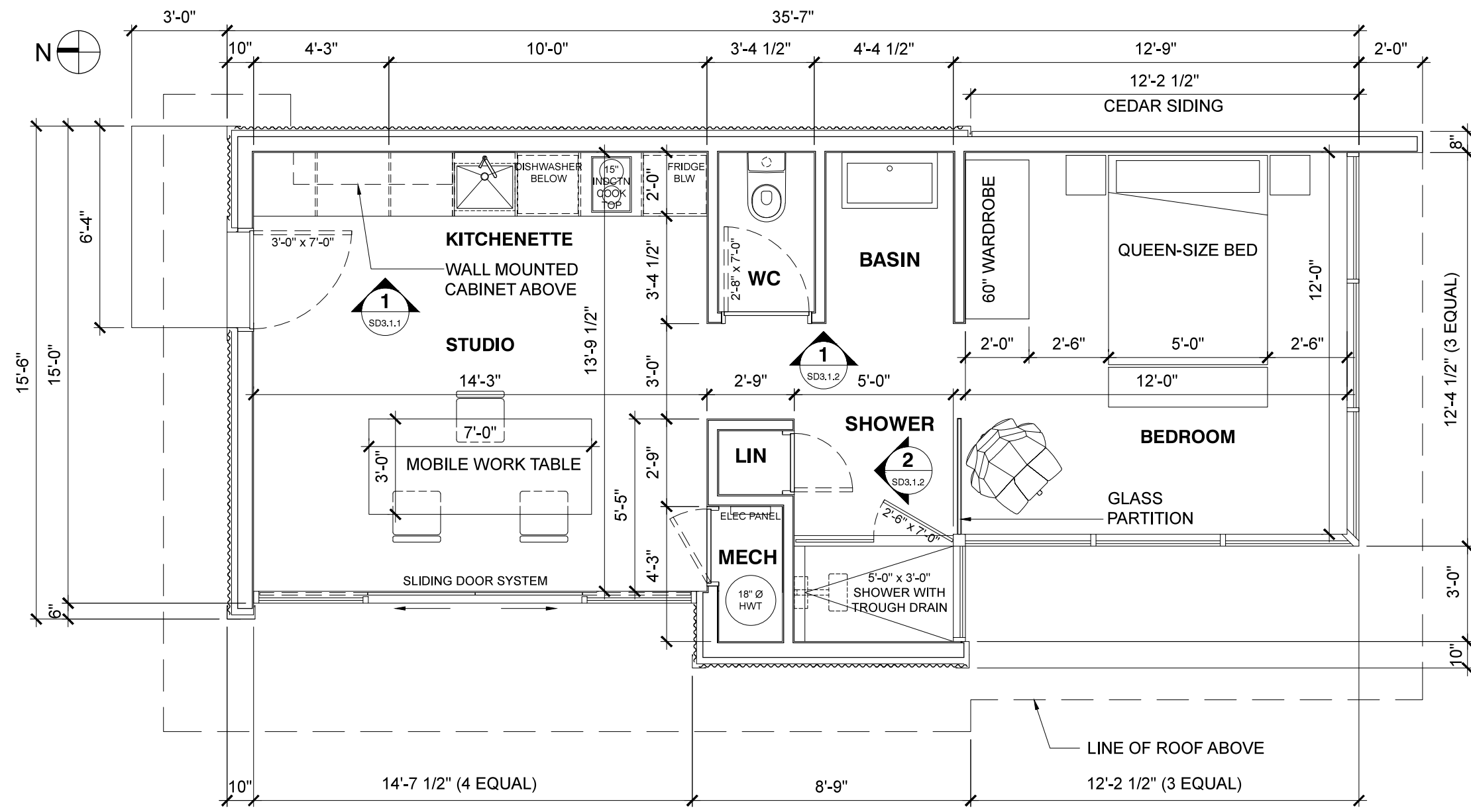
Drawing

COVER SHEET

Scale

1/4" = 1'-0"

SD0.1



NOTE: REFER TO EXTERIOR ELEVATIONS FOR EXTEND OF CLADDING



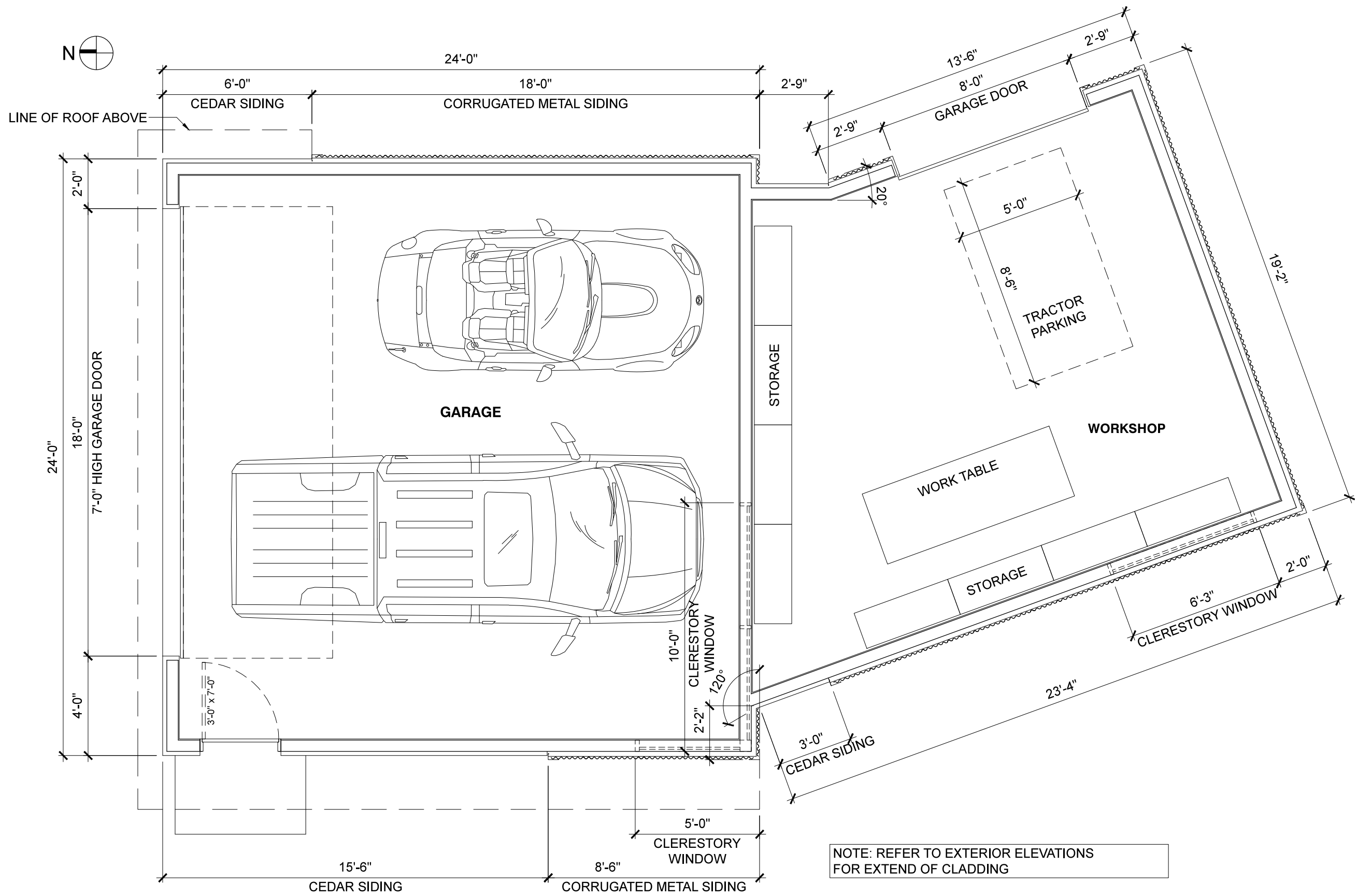
Ply Studios Architecture Inc.
 3104 - 1077 W Cordova Street
 Vancouver, BC V6C 2C6
 T: 604 428 3111
 F: 604 428 3110
 E: info@plyarchitecture.com

General Notes
 This drawing must not be scaled.
 Contractor shall verify all levels, datums, and dimensions prior to the commencement of work. All discrepancies must be reported to the Consultants immediately.
 This drawing is the exclusive property of Ply Studios Architecture Inc and shall not be used or reproduced without written consent.
 This drawing must be read in conjunction with all Consultants' drawings, specifications, and schedules.

Issued		
No.	Date	Description
1	2014.09.15	ISSUED FOR TENDER

Project #	0118FLYL	Date	2014 SEPTEMBER 15
Project	2295 NARAMATA ROAD NARAMATA, BRITISH COLUMBIA	Drawn	CB
Drawing	STUDIO FLOOR PLAN	Scale	1/4" = 1'-0"

SD1.1.1



NOTE: REFER TO EXTERIOR ELEVATIONS FOR EXTEND OF CLADDING



Ply Studios Architecture Inc.
 3104 - 1077 W Cordova Street
 Vancouver, BC V6C 2C6
 T: 604 428 3111
 F: 604 428 3110
 E: info@plyarchitecture.com


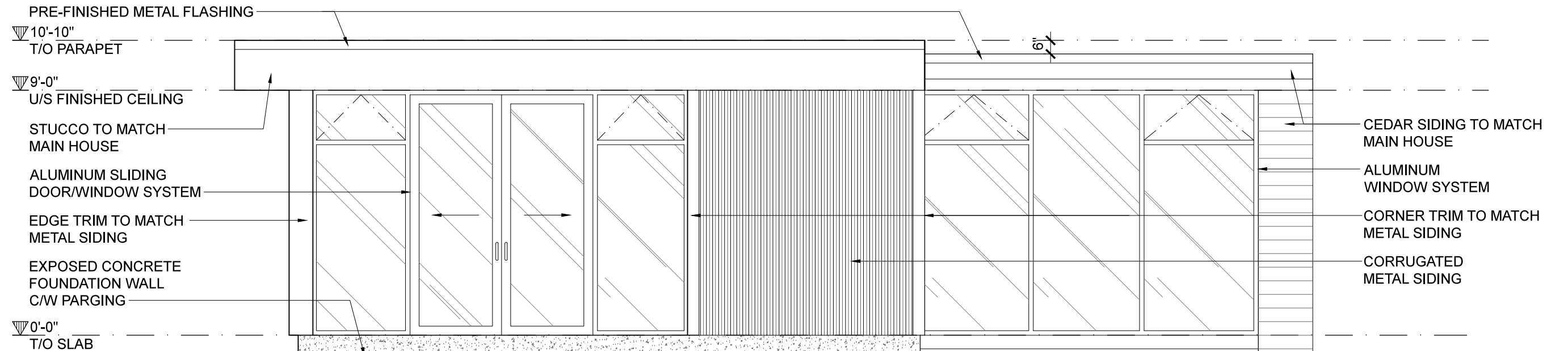
General Notes
 This drawing must not be scaled.
 Contractor shall verify all levels, datums, and dimensions prior to the commencement of work. All discrepancies must be reported to the Consultants immediately.
 This drawing is the exclusive property of Ply Studios Architecture Inc and shall not be used or reproduced without written consent.
 This drawing must be read in conjunction with all Consultants' drawings, specifications, and schedules.

Issued		
No.	Date	Description
1	2014.09.15	ISSUED FOR TENDER

Project #	0118FLYL
Project	2295 NARAMATA ROAD NARAMATA, BRITISH COLUMBIA
Drawing	GARAGE FLOOR PLAN

Date	2014 SEPTEMBER 15
Drawn	CB
Scale	1/4" = 1'-0"

SD1.2.1



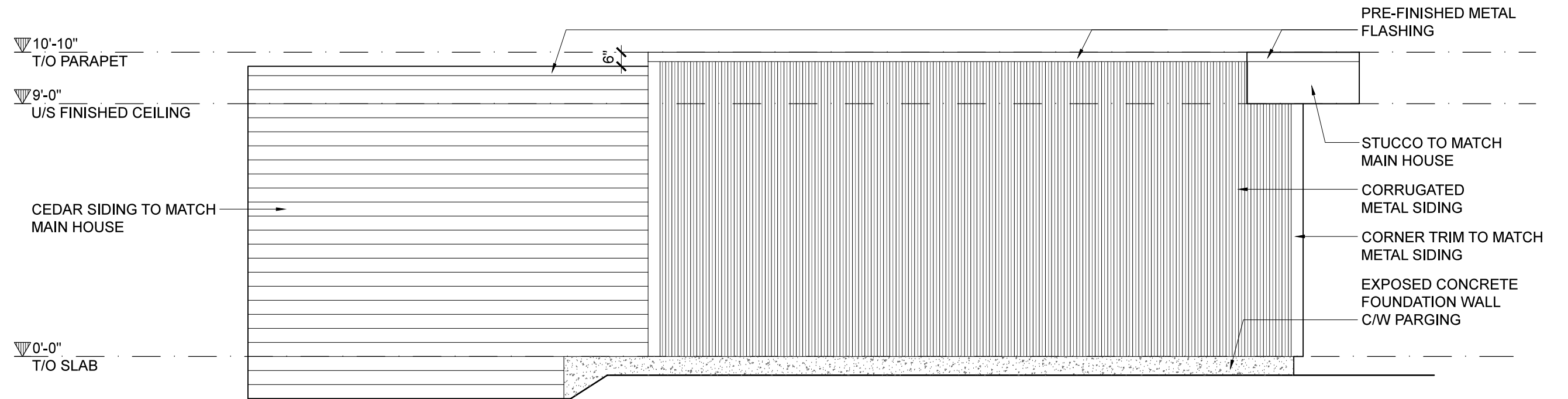
Ply Studios Architecture Inc.
 3104 - 1077 W Cordova Street
 Vancouver, BC V6C 2C6
 T: 604 428 3111
 F: 604 428 3110
 E: info@plyarchitecture.com

General Notes
 This drawing must not be scaled.
 Contractor shall verify all levels, datums, and dimensions prior to the commencement of work. All discrepancies must be reported to the Consultants immediately.
 This drawing is the exclusive property of Ply Studios Architecture Inc and shall not be used or reproduced without written consent.
 This drawing must be read in conjunction with all Consultants' drawings, specifications, and schedules.

Issued		
No.	Date	Description
1	2014.09.15	ISSUED FOR TENDER

Project #	0118FLYL	Date	2014 SEPTEMBER 15
Project	2295 NARAMATA ROAD NARAMATA, BRITISH COLUMBIA	Drawn	CB
Drawing	STUDIO - WEST ELEVATION	Scale	1/4" = 1'-0"

SD2.1.1



plystudios
architecture

Ply Studios Architecture Inc.
3104 - 1077 W Cordova Street
Vancouver, BC V6C 2C6

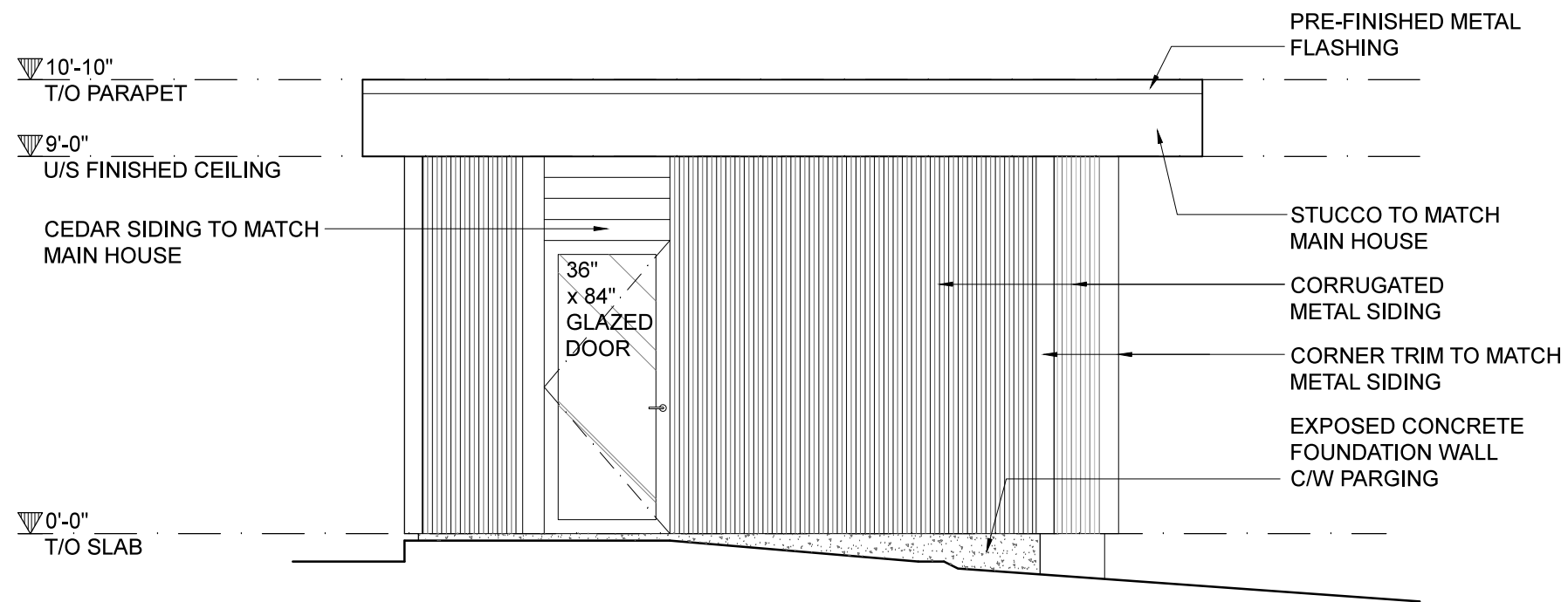
T: 604 428 3111
F: 604 428 3110
E: info@plyarchitecture.com

General Notes
This drawing must not be scaled.
Contractor shall verify all levels, datums, and dimensions prior to the commencement of work. All discrepancies must be reported to the Consultants immediately.
This drawing is the exclusive property of Ply Studios Architecture Inc and shall not be used or reproduced without written consent.
This drawing must be read in conjunction with all Consultants' drawings, specifications, and schedules.

Issued		
No.	Date	Description
1	2014.09.15	ISSUED FOR TENDER

Project #	0118FLYL	Date	2014 SEPTEMBER 15
Project	2295 NARAMATA ROAD NARAMATA, BRITISH COLUMBIA	Drawn	CB
Drawing	STUDIO - EAST ELEVATION	Scale	1/4" = 1'-0"

SD2.1.2



General Notes

This drawing must not be scaled.
Contractor shall verify all levels, datums, and dimensions prior to the commencement of work. All discrepancies must be reported to the Consultants immediately.
This drawing is the exclusive property of Ply Studios Architecture Inc and shall not be used or reproduced without written consent.
This drawing must be read in conjunction with all Consultants' drawings, specifications, and schedules.

Issued

No.	Date	Description
1	2014.09.15	ISSUED FOR TENDER

Project #

0118FLYL

Project

2295 NARAMATA ROAD
NARAMATA, BRITISH COLUMBIA

Drawing

STUDIO - NORTH ELEVATION

Date

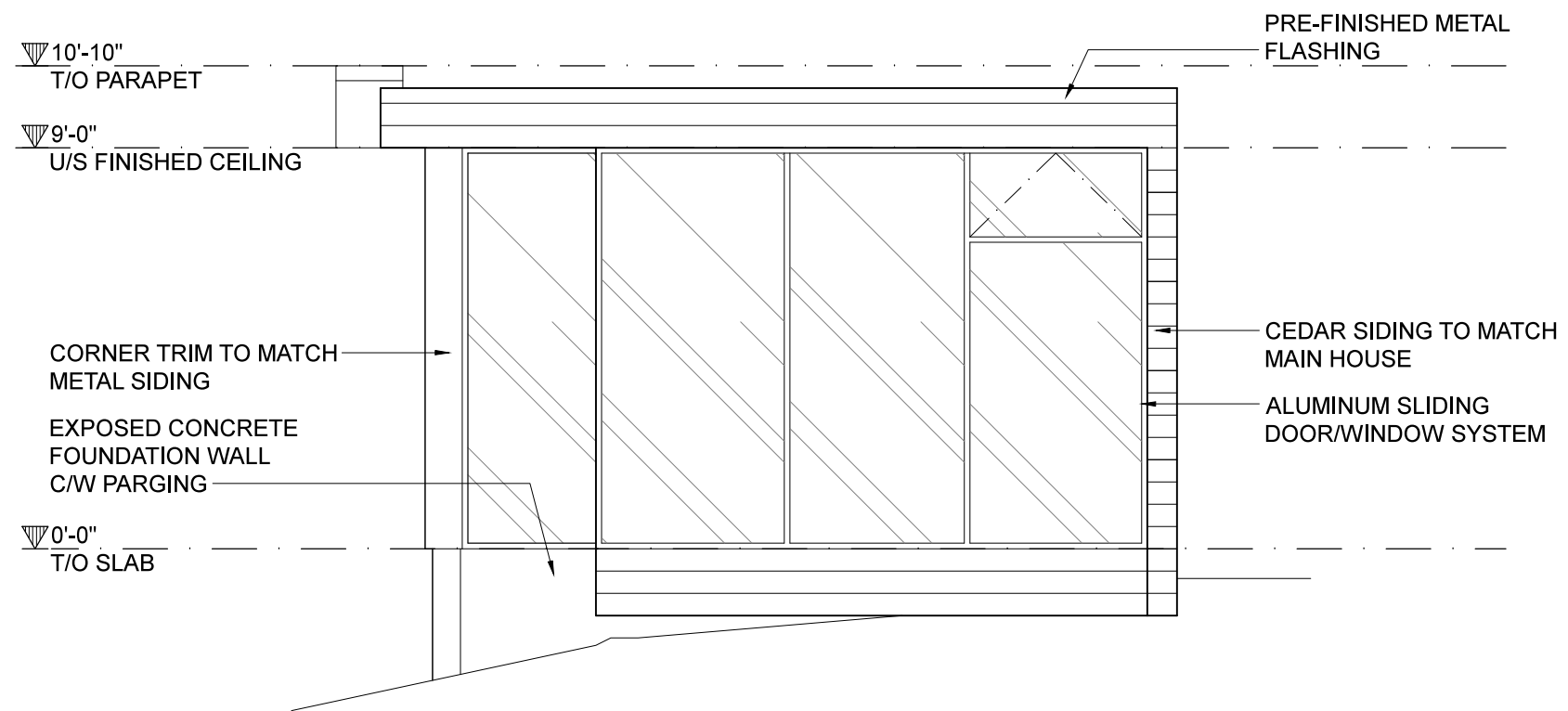
2014 SEPTEMBER 15

Drawn

CB

Scale

1/4" = 1'-0"



General Notes

This drawing must not be scaled.
Contractor shall verify all levels, datums, and dimensions prior to the commencement of work. All discrepancies must be reported to the Consultants immediately.
This drawing is the exclusive property of Ply Studios Architecture Inc and shall not be used or reproduced without written consent.
This drawing must be read in conjunction with all Consultants' drawings, specifications, and schedules.

Issued

No.	Date	Description
1	2014.09.15	ISSUED FOR TENDER

Project #

0118FLYL

Project

2295 NARAMATA ROAD
NARAMATA, BRITISH COLUMBIA

Drawing

STUDIO - SOUTH ELEVATION

Date

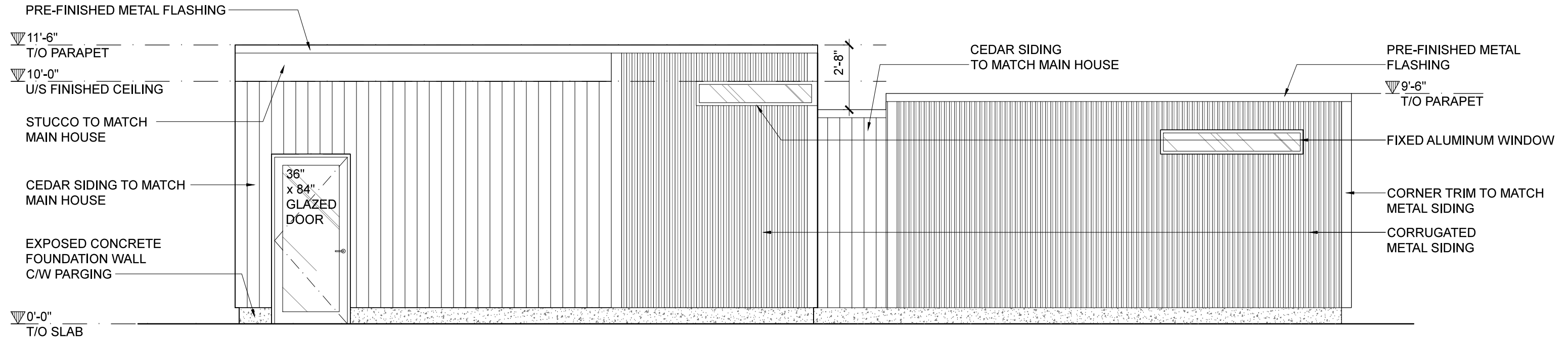
2014 SEPTEMBER 15

Drawn

CB

Scale

1/4" = 1'-0"



Ply Studios Architecture Inc.
 3104 - 1077 W Cordova Street
 Vancouver, BC V6C 2C6

T: 604 428 3111
 F: 604 428 3110
 E: info@plyarchitecture.com


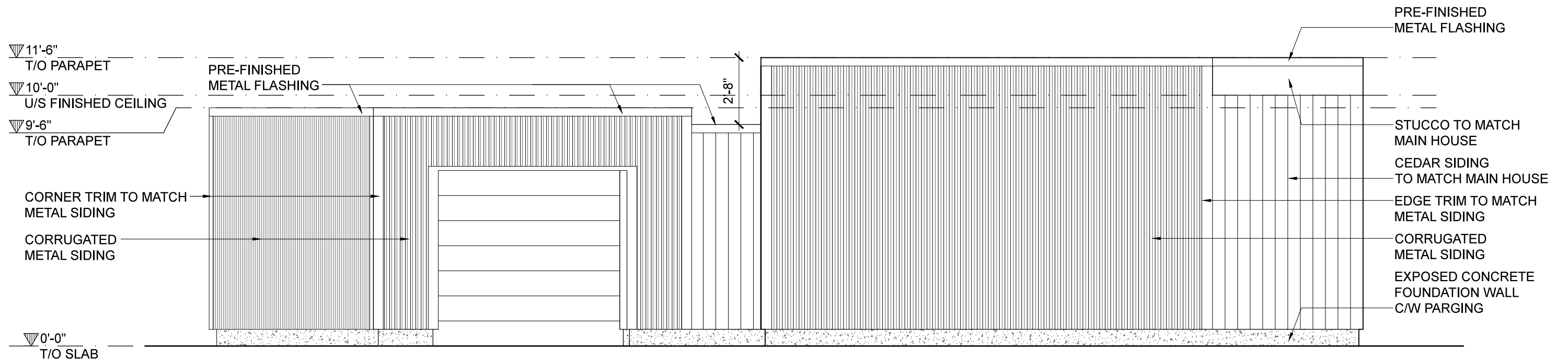
General Notes

This drawing must not be scaled.
 Contractor shall verify all levels, datums, and dimensions prior to the commencement of work. All discrepancies must be reported to the Consultants immediately.
 This drawing is the exclusive property of Ply Studios Architecture Inc and shall not be used or reproduced without written consent.
 This drawing must be read in conjunction with all Consultants' drawings, specifications, and schedules.

Issued		
No.	Date	Description
1	2014.09.15	ISSUED FOR TENDER

Project #	0118FLYL	Date	2014 SEPTEMBER 15
Project	2295 NARAMATA ROAD NARAMATA, BRITISH COLUMBIA	Drawn	CB
Drawing	GARAGE - WEST ELEVATION	Scale	1/4" = 1'-0"

SD2.2.1




Ply Studios Architecture Inc.
 3104 - 1077 W Cordova Street
 Vancouver, BC V6C 2C6
 T: 604 428 3111
 F: 604 428 3110
 E: info@plyarchitecture.com

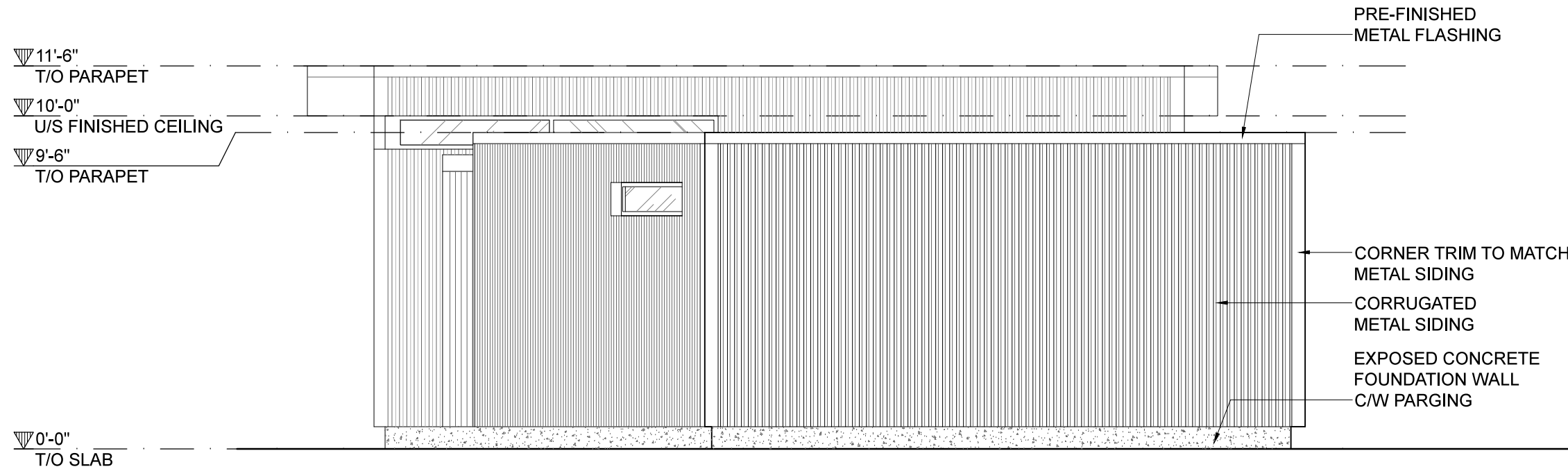
General Notes
 This drawing must not be scaled.
 Contractor shall verify all levels, datums, and dimensions prior to the commencement of work. All discrepancies must be reported to the Consultants immediately.
 This drawing is the exclusive property of Ply Studios Architecture Inc and shall not be used or reproduced without written consent.
 This drawing must be read in conjunction with all Consultants' drawings, specifications, and schedules.

Issued		
No.	Date	Description
1	2014.09.15	ISSUED FOR TENDER

Project #	0118FLYL	Date	2014 SEPTEMBER 15
Project	2295 NARAMATA ROAD NARAMATA, BRITISH COLUMBIA	Drawn	CB
Drawing	GARAGE - EAST ELEVATION	Scale	1/4" = 1'-0"

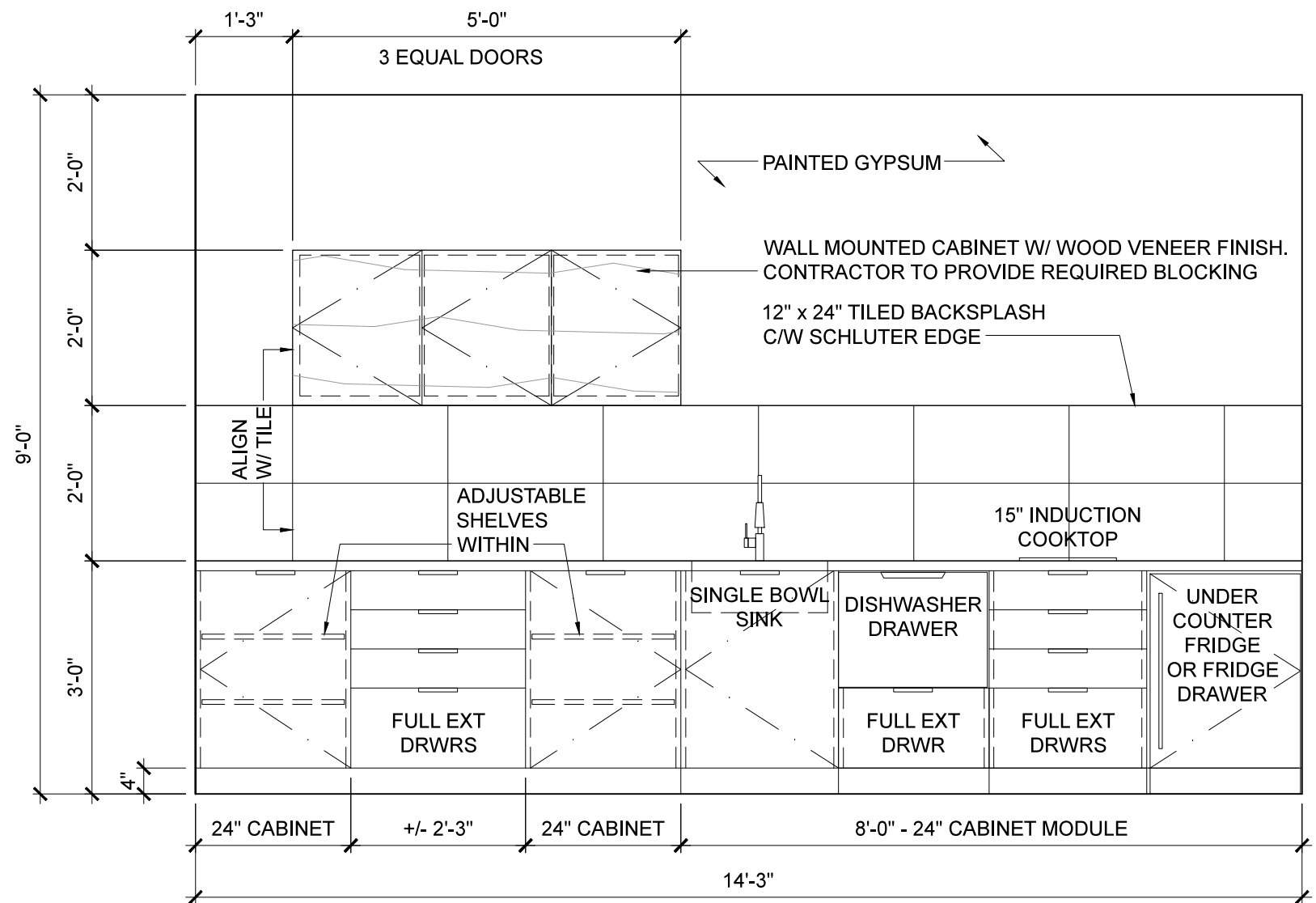
SD2.2.2





Issued		
No.	Date	Description
1	2014.09.15	ISSUED FOR TENDER

Project #	0118FLYL	Date	2014 SEPTEMBER 15
Project	2295 NARAMATA ROAD NARAMATA, BRITISH COLUMBIA	Drawn	CB
Drawing	GARAGE - SOUTH ELEVATION	Scale	1/4" = 1'-0"



General Notes

This drawing must not be scaled.
Contractor shall verify all levels, datums, and dimensions prior to the commencement of work. All discrepancies must be reported to the Consultants immediately.
This drawing is the exclusive property of Ply Studios Architecture Inc and shall not be used or reproduced without written consent.
This drawing must be read in conjunction with all Consultants' drawings, specifications, and schedules.

Issued

No.	Date	Description
1	2014.09.15	ISSUED FOR TENDER

Project #

0118FLYL

Date

2014 SEPTEMBER 15

Project

2295 NARAMATA ROAD
NARAMATA, BRITISH COLUMBIA

Drawn

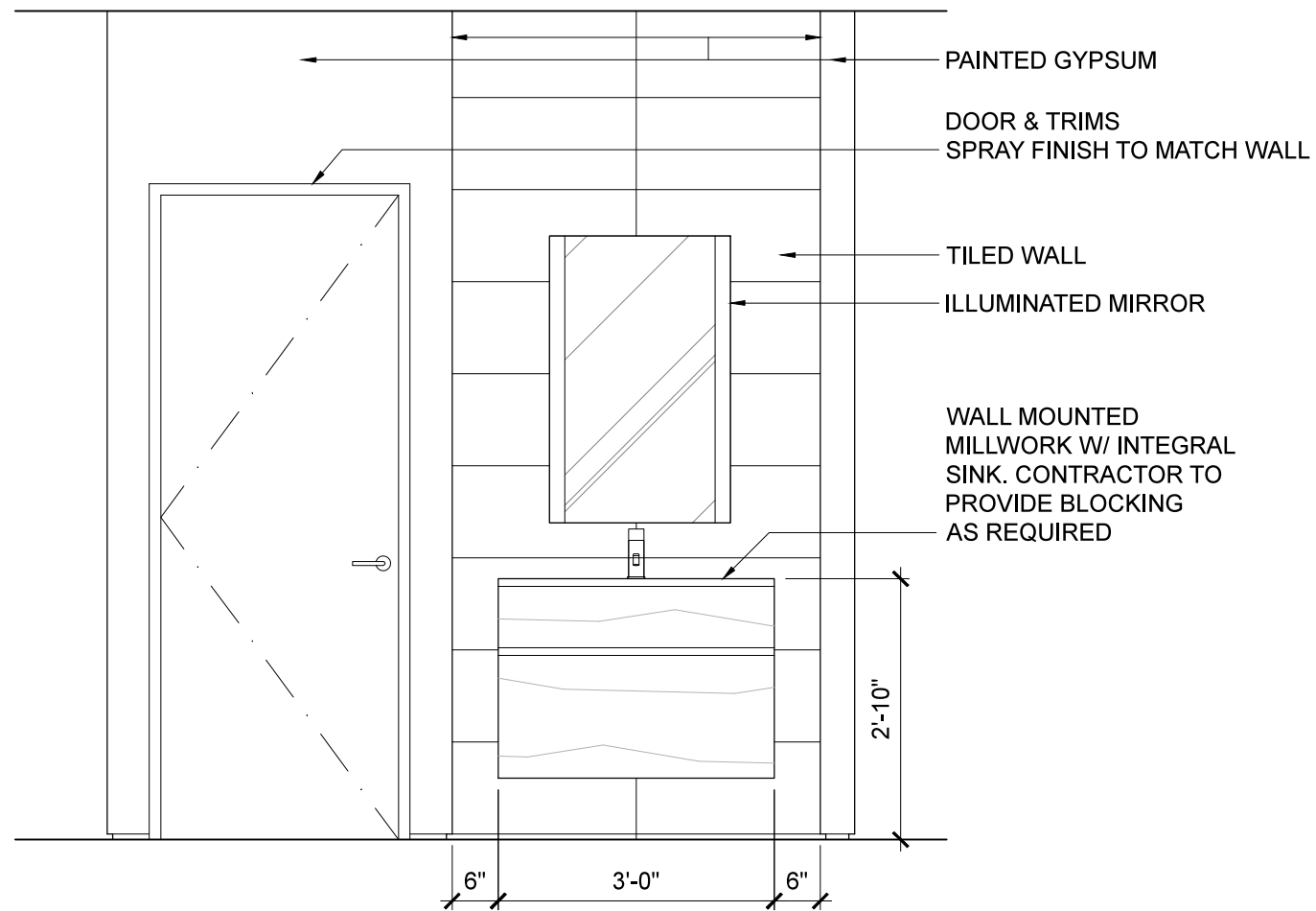
CB

Drawing

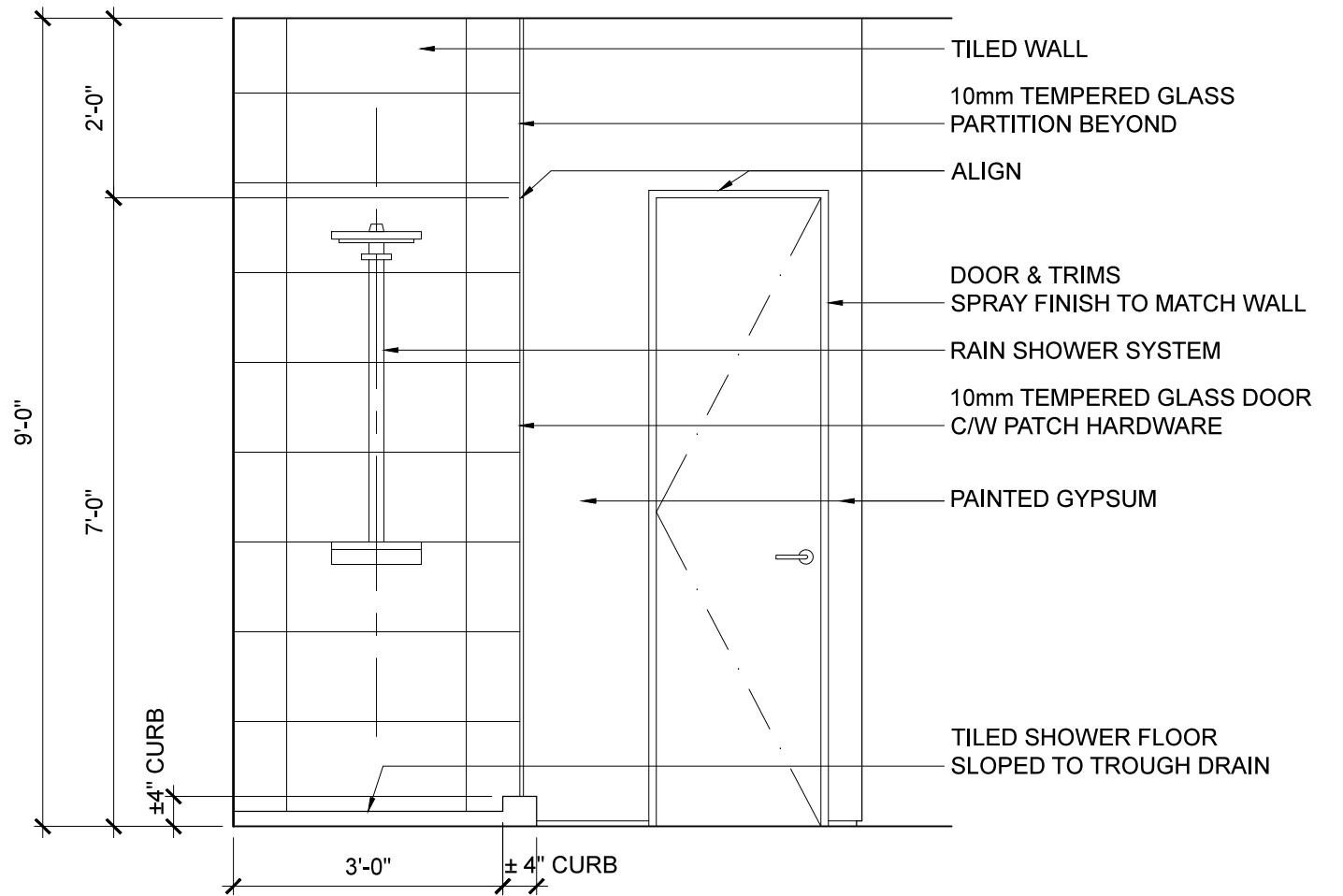
STUDIO - INTERIOR ELEVATION

Scale

1/2" = 1'-0"



1 **BASIN ELEVATION**
SD3.1.2 1/2" = 1'-0"



2 **SHOWER ELEVATION**
SD3.1.2 1/2" = 1'-0"



Ply Studios Architecture Inc.
3104 - 1077 W Cordova Street
Vancouver, BC V6C 2C6

T: 604 428 3111
F: 604 428 3110
E: info@plyarchitecture.com

General Notes

This drawing must not be scaled.
Contractor shall verify all levels, datums, and dimensions prior to the commencement of work. All discrepancies must be reported to the Consultants immediately.
This drawing is the exclusive property of Ply Studios Architecture Inc and shall not be used or reproduced without written consent.
This drawing must be read in conjunction with all Consultants' drawings, specifications, and schedules.

Issued		
No.	Date	Description
1	2014.09.15	ISSUED FOR TENDER

Project #	0118FLYL	Date	2014 SEPTEMBER 15
Project	2295 NARAMATA ROAD NARAMATA, BRITISH COLUMBIA	Drawn	CB
Drawing	STUDIO BASIN/SHOWER ELEVATIONS	Scale	1/2" = 1'-0"

SD3.1.2